

May, 1934.

PRICE LIST

SUBJECT TO FLUCTUATION WITHOUT
NOTICE AND TO BEING IN STOCK

TIMBER
JOINERY, MOULDINGS
AND
BUILDING
MATERIAL

MANAGING DIRECTORS:
R. T. VANDER-
FIELD,
D. B. REID

VANDERFIELD & REID LTD.

**Timber
& Joinery
Merchants**

BOX & CASE MAKERS

HEAD OFFICE:
YARDS, WHARF, SAWING
AND MOULDING MILLS

LEICHHARDT ST.,
GLEBE
(BLACKWATTLE BAY)

TELEPHONES:

HEAD OFFICE—MW 2601 (4 Lines)
CHATSWOOD YARD—J 312

HOW TO REACH
Vanderfield & Reid Ltd.
Timber Yard

Take Glebe Point Tram, alight at Terminus,
 and turn down street (LEICHHARDT ST.)
 immediately on your right hand
 (3 minutes' walk).

Country Orders receive Special and prompt attention.

INDEX

Arris Rails	5	Linings	6
Box Frames	20, 35	Mouldings	13, 14, 15
Box Frame Material ..	17	Moulding Illustrations	26, 27, 28, 29
Brackets	23	Maple, Queensland ..	10
Bracket Illustrations ..	37	Maple, Pacific	10
Celotex	12, 25	N.Z. White Pine	9
Cartage Rates	2	Oak	11
Casement Frame		Oregon	4
Material	17	Ormonoid Roofing ..	17
Doors	24, 18, 19	Pillarettes	22
Door Frames	21	Pickets, Hardwood ..	23
Door Illustrations		Palings	5
30, 31, 32, 33, 34		Redwood	8
Fly Doors & Windows	21	Richmond River Pine ..	9
Fly Door Illustrations	36	Shelving (N.Z. White	
Flooring	7, 8	Pine)	10
Fascias	14	Sugar and Yellow Pine	
Fencing Material	5	(American)	9
Finials	22	Sills	16
Garden Stakes	17	Silky Oak	11
Gates	24	Sashes	20, 21
Hardwood	5	Sash Stock	16
Herlock	3	Shingles	17
Jambs Linings	15	Three-ply	12
Kauri	10	Upson Board	24
Ladder Rungs	22	Verandah Posts	21
Laths (Plasterers') ..	17	Weatherboards	11
Lattice and Expanding			
Trellis	23		

PLEASE NOTE

TERMS.—2½ per cent. discount will be allowed on timber accounts if paid on or before the 15th of the month following the date of invoice. After that no discount will be allowed. To avoid delay or misunderstanding, First Orders must be accompanied by satisfactory business reference or cheque. All prices are ex-Yard only.

In this List all boards under 1in. thick are quoted surface measurements. 1in. thick and over are reduced to the lin. or ordinary superficial measurement, and dressed stuff is sold by the understood trade sizes and not by the finished sizes.

Re-sawn timber will be less the saw-cut.

When timber re-sawn, saw cut to be charged for.

When ordering, give shortest lengths to avoid waste, and avoid giving fixed lengths as far as practicable.

Do not hold an order back until the last moment; allow as long a time as you can for execution.

Joinery.—A rough sketch is required with special orders. Always state which is height and width. All casement and door frame material finishes ¼in. under stated size unless special arrangement is made.

The timber prices herein listed are for recognised builders and regular users of substantial quantities only. Higher rates are charged for all small orders.

All Goods forwarded by Rail or Boat are at Consignees' risk in Transit.

No responsibility accepted if orders given verbally unless confirmed in writing.

No claims recognised unless made within 48 hours after delivery.

All agreements are contingent upon strikes, accidents, and other delays unavoidable or beyond our control.

Approximate weight of Timber.

	Per ton weight.	Per ton weight
Hardwood	360 ft sup.	5ft. Sawn H'dwood
Oregon	800 "	Palings
Kauri	750 "	6ft. Sawn H'dwood
Redwood, Green ..	600 "	Palings
Redwood, Dry ..	900 "	Hardwood Pickets
Colonial Pine ..	800 "	Doors, Oregon av.
		Doors average ..
		" Red'd. av. ..

Stock Sashes average 100 pairs.

1½in. Plasterers' Laths, 2 bundles cover 100 sq. ft.

Redwood Shingles, 4 bundles per sq.

CARTAGE.

Prices are ex-Yard only. Minimum cartage is charged on all deliveries at 2/- per 100ft. on Hardwood, and 1/- per 100ft. on Softwood. To the undermentioned suburbs special rates are charged, as follows:—

Minimum Cartage Charge, 2/.

Per 100ft. super. H'wood. Pine		Per 100ft. super. H'wood. Pine	
Abbotsford	2/- 1/-	Dundas	3/- 1/6
Arncliffe	3/- 1/6	Earlwood	3/- 1/6
Auburn	3/- 1/6	Eastwood	3/- 1/6
Avalon	5/- 2/6	Enfield	2/- 1/-
Balgowlah	3/- 1/6	Epping	3/- 1/6
Balmoral	2/- 1/-	Ermington	3/- 1/6
Bankstown	3/- 1/6	Flemington	3/- 1/6
Banksia	3/- 1/6	Freshwater	3/- 1/6
Berala	3/- 1/6	Gladesville	2/- 1/-
Bayview	4/- 2/-	Gordon	3/- 1/6
Beecroft	3/- 1/6	Granville	3/- 1/6
Bellevue Hill	3/- 1/6	Green Hills	4/- 2/-
Belmore	3/- 1/6	Greenwich	2/- 1/-
Bexley	3/- 1/6	Harbord	3/- 1/6
Bondi	3/- 1/6	Harris Park	3/- 1/6
Bondi Junction	3/- 1/6	Homebush (W. of Homebush Rd.)	3/- 1/6
Botany (South of Gardener's Rd.)	3/- 1/6	Hornsby	3/- 1/6
Brighton-le-Sands	3/- 1/6	Hunter's Hill	2/- 1/-
Bronte	3/- 1/6	Hurstville	3/- 1/6
Brookvale	3/- 1/6	Kensington (E. of Bunnerong Rd.)	3/- 1/6
Campsie	3/- 1/6	Killara	3/- 1/6
Canterbury (South of Cook's Riv.)	3/- 1/6	Kogarah	3/- 1/6
Carlingford	3/- 1/6	Lakemba	3/- 1/6
Carlton	3/- 1/6	Lane Cove	2/- 1/-
Chatswood	2/- 1/-	La Perouse	4/- 2/-
Cheltenham	3/- 1/6	Lidcombe	3/- 1/6
Chiswick	2/- 1/-	Lindfield	3/- 1/6
Church Point	4/- 2/-	Little Bay	4/- 2/-
Clifton Gardens	2/- 1/-	Long Bay	4/- 2/-
Clovelly	3/- 1/6	Longueville	2/- 1/-
Clyde	3/- 1/6	Lugarno	4/- 2/-
Collaroy	3/- 1/6	Manly	3/- 1/6
Como	4/- 2/-	Maroubra (S. of Storey Street)	4/- 2/-
Concord	2/- 1/-	Marsfield	3/- 1/6
Coogee	3/- 1/6	Mascot	2/- 1/-
Cronulla	4/- 2/-	Mascot (South of Gardener's Rd.)	3/- 1/6
Daceyville	3/- 1/6	Mattville	4/- 2/-
Dee Why	3/- 1/6		
Double Bay (East of Ocean St.)	3/- 1/6		

VANDERFIELD & REID, LTD.

Meadowbank (W. of rlway. line)	3/- 1/6	Rosehill	3/- 1/6
Merrylands	3/- 1/6	Roseville	3/- 1/6
Miranda	4/- 2/-	Rydalmere	3/- 1/6
Mona Vale	4/- 2/-	Ryde (W. of rl. l.)	3/- 1/6
Mortdale	3/- 1/6	Sandringham	3/- 1/6
Mortlake	2/- 1/-	Sans Souci	3/- 1/6
Mosman	2/- 1/-	St. Ives	3/- 1/6
Narrabeen	4/- 2/-	Strathfield (W. of Homebush Rd.)	3/- 1/6
Newport	4/- 2/-	Sutherland	4/- 2/-
Normanurst	3/- 1/6	Sylvania	4/- 2/-
Northbridge	2/- 1/-	Thornleigh	3/- 1/6
Northwood	2/- 1/-	Turrumurra	3/- 1/6
Oatley	3/- 1/6	Undercliffe	3/- 1/6
Palm Beach	5/- 2/6	Vaucluse	4/- 2/-
Parramatta	3/- 1/6	Wahroonga	3/- 1/6
Pennant Hills	3/- 1/6	Waitara	3/- 1/6
Penshurst	3/- 1/6	Warrawee	3/- 1/6
Punchbowl	3/- 1/6	Warriewood	4/- 2/-
Pymble	3/- 1/6	Watson's Bay	4/- 2/-
Randwick	3/- 1/6	Waverley	3/- 1/6
Regent's Park	3/- 1/6	Willoughby	2/- 1/-
Rhodes	2/- 1/-	Woollahra (E. of Ocean Street)	3/- 1/6
Rockdale	3/- 1/6	Woolwich	2/- 1/-
Rose Bay	3/- 1/6		

HEMLOCK

Prices are for Case and Crate making purposes only under H.M.C. Regulations.

Minimum quantity one delivery—300ft. super.

Hemlock is resawn, from 3in. planks and 4in. and over finishes 4in. under nominal thickness (i.e. the saw-cut less)

Under 4in. is priced on the basis of finishing to thickness stated

4in. finish Random widths 3in. to 12in. 8/2 per 100ft. surface

4in. " " " 3in. to 12in. 9/4 " " "

4in. " " " 3in. to 12in. 10/2 " " "

4in. " " " 3in. to 12in. 11/- " " "

4in. " " " 3in. to 12in. 12/6 " " "

4in. nominal " " " 3in. to 12in. 14/6 " " "

4in. " " " 3in. to 12in. 17/6 " " "

4in. " " " 3in. to 12in. 17/9 " " "

4in. & 4in. " " " 3in. to 12in. 21/- per 100ft. super.

3in. Fitches 19/- " " "

Special widths or selected lengths, extra
All prices Nett ex Yard.
Special Quotations for Wholesale quantities.

OREGON. Per 100ft. Superface.

	Merchant-able	Select Merch.	No. 2 Clears	No. 1 Clears
½in. x 4in. to 12in. wide to 26ft. lg.	16/6	19/6	23/-	25/6
¾in. x 4in. to 12in. wide to 26ft. lg.	20/-	24/-	28/6	31/6
1in. x 4in. to 12in. wide to 26ft. lg.	24/-	28/6	33/6	37/6
1¼in. x 4in. to 12in. wide to 26ft. lg.	27/6	32/6	39/-	43/-

All thicknesses under 1in. in widths under 4in., minimum extra charge, 5/- per 100ft. superface.

	Super			
12 x 10 to 12 x 12 lgths. to 26ft. lg.	25/-	31/-	37/-	42/-
2 x 2 and under 12 x 10 lengths to 26ft. long	27/-	33/-	40/-	45/-
2 x 2 and under 12 x 10 lengths over 26ft. to 34ft. long	29/-	35/-	44/-	48/-
2 x 2 and under 12 x 10 lengths over 34ft. to 40ft. long	31/-	37/-	46/-	51/-
2 x 2 to 12 x 12 over 40ft. long—Prices on application.				
1½ x 1, Random lengths	33/-	39/-	46/-	51/-
1½ x 1½ and 1½, Random lengths	35/-	41/-	48/-	53/-
2 x 1 and 3 x 1, Random lengths	31/-	37/-	44/-	49/-
2 & 3 x 1½ & 1½, Random lgths.	33/-	39/-	46/-	51/-
Boards 4in. to 12in. wide, 1, 1½ and 1¾in. thick to 26ft. long	29/-	35/-	42/-	47/-
Over 12in. to 16in. wide	per inch extra			2/-
Over 16in. to 20in. wide	per inch extra			3/-
Seamed for caulking	per 100ft. super			5/-
Widths over 3in. ¾in. to 1½in. thick over 26ft. long per 100ft. extra				4/-
¾in. Supered and charged as 1in., 1¼in. as 1½in. and 1½in. as 2in.				

Re-sawn timber will be the saw cut less than the nominal size
 Mill Dressed in Selected Merchantable and Clear Qualities only per 100ft. super, 5/- Minimum Charge, 2/- per 100ft. lin.
 Mill Dressed 1in. and under stands 3/16in. under nominal size over 1in. ¾in. under nominal size. If required full ¾in. extra charged.

In lengths over 20ft. Oregon is only supplied in even feet.

QUALITY DEFINITIONS

Merchantable:—Suitable for structural purposes, but not for dressing.
 Selected Merchantable:—Better grade of Merchantable quality, suitable for dressing.
 No. 2 Clear:—Good generally, but not entirely free from minor faults.
 No. 1 Clears:—Specially selected.

N.S.W. HARDWOOD.

	Per 100ft. super.			
1½in. x 1in. .. 6ft. to 21ft.	27/6
2in. x 1in.	25/6
3in. x 1in.	25/6
3in. x 2in. .. 6ft. to 15ft.	27/-
3in. x 2in. .. 16ft. to 21ft.	30/-
3in. x 3in. .. 6ft. to 21ft.	28/-
4in. x 2in. .. 6ft. to 10ft.	27/-
4in. x 2in. .. 11ft. to 21ft.	30/-
4in. x 3in. .. 6ft. to 21ft.	28/-
5in. x 2in.	28/-
6in. x 2in.	28/-

	Per 100ft. super			
4in. x 1in. and 6in. x 1in. .. 6ft. to 21ft.	30/-
5in. x 3in.	31/-
6in. x 3in. and 4in. x 4in.	34/-
5in. x 5in., 6in. x 4in., 6in. x 5in., 6in. x 6in., 6ft. to 21ft.	35/6
Special Sizes, to 12in. wide	36/6
7in. x 7in., 8in. x 8in.	36/6

Joist timber, 2in. to 4in. thick to 12in. wide to 21ft. long (if time allowed to obtain from bush mills).—Prices on application.
 Mill dressing from 7/6 per 100ft. super. Minimum rate 2/- per 100ft. lineal.
 Lengths 22ft. and over, extra prices on application.
 If selected quality, 5/- per 100ft. super extra.
 Tallow-wood, extra 6/- per 100ft. super.
 Special quotations for Ironbark girders, deck planking.
 W.A. Jarrah, etc.
 Spotted Gum, first Quality, 47/6 per 100 super feet.

PALINGS (N.S.W. Hardwood).

5ft. Sawn per 100 count	23/-
6ft. Sawn	25/-
7ft. Sawn	40/-

D. & C. FENCING MATERIAL.

Selected Lengths, 1/- extra.

	Mahogany H'dwood	
3 x 1 finish 2½ x ¾ 100ft. lineal	14/-	12/-
4 x ¾ finish 3½ x ¾	16/6	13/-
4 x 1 finish 3½ x ¾	18/-	16/-

ARRIS RAIL.

Hardwood, 3in., Rough per 100ft. lin.	16/-
Hardwood, 4in., Rough	31/-
Hardwood, 5in., Rough	46/-

Quality of our Joinery is Unsurpassed.

LININGS.

(All Charged nominal sizes, except Baltic, which is charged actual sizes.)

COVERING CAPACITY OF LININGS—Locally Milled.

Lin. ft.	Nominal sizes.	Finished width.	Super face.	Square feet.
305	4½ x ½, ¾ or ⅞	3 15/16	chargd. as 115 covers	100
202	6½ x ½, ¾ or ⅞	5 15/16	"	109
350	4 x ½, ¾	3 7/16	"	116
221	6 x ½, ¾	5 7/16	"	111

BALTIC—Imported Milled.

Lin. ft.	Finished Size.	Feet superface.	Square feet.
300	4 x ¾, ⅞, ⅝ or ⅞ charged	as 100 covers	100
200	6 x ¾, ⅞, ⅝ or ⅞	"	100

Baltic—

		Per 100ft. superface.
4 x ¾	T. & G. & V. Jointed	27/6
6 x ¾	"	27/6
4 x ⅞	"	35/6
6 x ⅞	"	35/6

Rimu, N.Z.—

4½ x ¾ (covers)	3½ T. & G. & V.J.	22/-
6½ x ¾	5½ T. & G., V.J.C.V.	22/-
4½ x ¾	3½ T. & G. & V.J.	26/6
6½ x ¾	5½ T. & G., V.J.C.V.	26/6
4½ x ¾	3½ T. & G. & V.	33/6

White Pine, N.Z.—

4½ x ¾ (covers)	3½ T. & G. & V.J.	24/-
6½ x ¾	5½ T. & G., V.J.C.V.	24/-
4½ x ¾	3½ T. & G. & V.J.	28/6
6½ x ¾	5½ T. & G., V.J., C.V.	28/6
4½ x ¾	3½ T. & G., V.J.	35/-

Oregon—

6 x ¾	T. & G. & Centre V., covers 5½	40/-
4 x ¾	T. & G. and V. Jointed, fin. 3½	41/-

Soft Wood Linings (except Baltic). Finish 5/32in. under in thickness.

Ordered Lengths, extra, 5/- per 100ft. superface.

Partition Lining " 3/- " "

To reach our Yard leave Glebe Point Tram at Terminus.

FLOORINGS.

(All Charged nominal sizes, except Baltic, which is charged actual sizes.)

COVERING CAPACITY OF FLOORINGS—Locally Milled.

Dry—			
505	3 x 1	2½ x 27/32	126
505	3 x 1½	2½ x 1 3/32	158
349	4 x 1	3 7/16 x 27/32	116
356	4 x 1	3½ x 27/32	119
356	4 x 1½	3½ x 1 3/32	148
305	4½ x 1	3 15/16 x 27/32	115
305	4½ x 1½	3 15/16 x 1 3/32	143
223	6 x 1	5½ x 27/32	112
202	6½ x 1	5 15/16 x 27/32	109

BALTIC—Imported Milled.

200	6 x ¾ or ⅞	4 x ¾ or ⅞	100
300	4 x ¾ or ⅞	4 x ¾ or ⅞	100

The above Covering Capacity figures are, of course, on an actual calculated basis. Buyers when ordering have to add usual percentage provision for wastage in cutting down preparatory to laying.

Hemlock.—

	Per 100 super.
Clear Edge Grain	4 x 1 covers 3½ .. 50/-
Picked Merchantable	4 x 1 " 3½ .. 41/-

Hardwood, N.S.W.—Seasoned.

	Per 100ft. super.
3 x 1 covers	2½in. .. 38/-
4 x 1	3½in. .. 42/-
6 x 1	5½in. .. 42/-
4 x 1½	3½in. .. 42/-
Blackbutt, 3/- per 100ft. super. extra	

Tallow-wood, N.S.W.—

	Per 100ft. super.
3 x 1 covers	2½in. .. 45/-
4 x 1	3½in. .. 45/-
4 x 1½	3½in. .. 45/-

4 x 1 & 4 x 1½ Tallow-wood or Blackbutt selected for polishing, 5/- extra per 100ft. super. Seasoned Hardwood Flooring Finishes 5/32in. under in thickness.

See Cartage Rates—Page 2.

FLOORINGS.

Rimu, N.Z.—	1st	1st
4½ x 1, covers 3½in.	37/6	4½ x 1½, covers 3½ 37/6
6½ x 1	5½in. 37/6.	
Oregon—		
4 x 1, covers 3½in.	44/-	6 x 1, covers 5½ 44/-
Colonial or Hoop Pine		
	2nd 1st	2nd 1st
4½ x 1, covers 3½in.	38/- 54/-	6 x 1 covers 5½ 38/- 54/-
Hemlock— Clear Edge Grain		Picked Merchantable
4 x 1, covers 3½in.	50/-	4 x 1, covers 3½in. .. 41/-
Cypress Pine—		
4½ x 1, covers 3½in.	32/6	6 x 1, covers 5½in. .. 32/6
Jarrah, W.A. (Seasoned)—		Spec. Sel. Merch'ble.
		quality.
3 x 1, finishes 2½in. x 27-32 65/-	.. 55/-
4 x 1	3in. x 27-32 58/- .. 48/-
4 x 1½	3in. x 1 3-32 58/- .. 48/-
Baltic—		
4 x ½in.	44/-	4 x ½in. 46/-
6 x ½in.	50/-	6 x ½in. 54/-
Floorings Double Dressed for partitions, extra 5/- per 100ft. super.		
Ordered Lengths, extra 5/- per 100ft. super.		
Above prices are ex-yard.		
All floorings except Baltic finish 5/32 under in thickness.		

REDWOOD (SEASONED)

(No Lengths over 20ft. are procurable)

WIDTHS.	Per	100ft.	Super	Face	Per 100ft. Super
	8-in.	1-in.	1-in.	1-in.	1in. 1½, 1¾, 2in.
3, 4, & 6in.				51/-	51/- 55/-
8, 10 & 12in.	32/-	39/6		54/6	60/- 60/-
14in.	32/6	40/-		55/6	61/- 61/-
16in.	33/-	40/6		56/6	62/- 62/-
18in.	33/6	41/-		57/6	63/- 63/-

Over 18in. wide, Prices on application.
Over 2in. thick, 5/- per 100ft. super extra.

Odd lengths over 10ft. supered and charged at next longer even stock lengths. No lengths over 20ft. are procurable.
Odd sizes in width, thickness or squares other than those listed are supered and charged at the next higher stock size.
Dressing from 5/- per 100ft. super. Minimum charge 2/- per 100 ft. lineal.
Mill dressed 1½in. and under stands ¾in. under nominal size. 2in. and over stands ½in. under nominal size.

N.Z. WHITE PINE.

First Class

	½in.	¾in.	1in.	1in.
3in., 4½in., and 6½in. wide	23/6	29/-	40/-	43/-
8in. and 9in. wide	26/-	32/-	44/-	48/-
10in. wide	27/-	33/6	46/-	50/-
12in. wide	29/-	36/-	49/6	54/-
14in. wide	29/6	36/6	50/-	55/-
16in. wide	31/-	38/6	53/-	58/-
18in. wide	31/6	39/-	54/-	59/-
Mill Dressing, from 5/- per 100ft. super. Minimum rate 2/- per 100ft. lin. Ordered lengths, extra 5/- per 100ft. super.				
All sizes under 12in. wide other than those specified, the same price as 12in. wide.				

COLONIAL OR HOOP PINE

	½in. thick.	¾in. thick.	1in. thick.	1, 1½, 1¾, & 2in. thick.
4in., 4½in. and 6in. wide	26/6	32/6	45/-	49/-
8in., 9in., 10in. wide	28/6	35/6	48/6	53/-
12in.	30/-	37/-	51/-	56/-
14in. wide	30/6	38/-	52/-	57/-
16in. "	31/6	39/-	53/6	59/-
18in. "	32/6	40/-	55/6	61/-
20in. "	—	42/-	58/-	64/-
22in. "	—	45/-	62/6	69/-
24in. "	—	48/6	67/-	74/-
Odd sizes in width, thickness or squares other than those listed are supered and charged at the next higher stock rate.				
2in. and 3in. wide by 1in. thick per 100ft. super . . . 45/-				
Squares 3 x 3 and under — — — — 50/-				
Squares, 3½ x 3½ and over. Prices on Application.				

Ordered lengths, extra 5/- per 100ft. super.
This timber is not entirely free from knots.
Mill Dressing, from 5/- per 100ft. super. Minimum rate 2/- per 100ft. lineal.
2in. and over, stands ¾in. under nominal size.
6 and 2in. thick. Prices on application.

AMERICAN YELLOW PINE.

½in. thick to 8in. wide	47/6	per 100 super face
¾in. " 8in. "	66/-	" "
1, 1½, 1¾in. thick, up to 8in. wide	73/-	per 100 super
10in. wide	74/-	" "
12in. "	75/-	" "
14in. "	76/-	" "
16in. "	77/-	" "
18in. "	78/-	" "

2in. thick 3/- on to above prices.
Ordered lengths extra 5/- per 100 super.

AMERICAN SUGAR PINE. Prices on application.

VANDERFIELD & REID, LTD.

SHELVING. (Well Dressed.)		2nd	1st
New Zealand White Pine	12 x 1	45/-	59/-
" " " "	14 x 1	—	60/-
" " " "	16 x 1	—	63/-
" " " "	18 x 1	—	64/-
Colonial or Hoop Pine	12 x 1	49/-	61/-
" " " "	14 x 1	50/-	62/-
" " " "	16 x 1	—	64/-
" " " "	18 x 1	—	66/-

If special lengths, 5/- per 100ft. super extra.

QUEENSLAND & NOUMEAN KAURI

	Per 100 feet Super Face.					
	3in.	4in.	5in.	6in.	1in. 2in. thick	ft. Sup. 1 1/2, 1 3/4, & 2in. thick
Up to 12in. wide	35/6	44/-	52/6	61/-	67/-	70/-
14in. wide	37/-	46/-	54/6	63/6	70/-	73/-
16in. "	37/6	46/6	55/6	64/-	71/-	74/-
18in. "	38/-	47/-	56/-	65/-	72/-	75/-
20in. "	—	49/-	58/-	67/6	75/-	78/-
22in. "	—	52/-	62/-	72/-	80/-	83/-
24in. "	—	55/-	66/-	76/6	85/-	88/-

All sizes over 2in. thick, 3/- per 100ft. super extra.

Ordered lengths, 5/- per 100ft. super extra.

Mill dressing from 5/- per 100ft. super. Minimum charge, 2/- per 100ft. lineal.

Odd sizes in width, thickness or squares other than those listed are supered and charged at the next higher stock rate.

QUEENSLAND MAPLE.

	3/4	1	1 1/4	1 to 2in.
4 to 11in. wide	-7	-8	-10 1/2	1/- per foot.
12in. "	-7 1/2	-8 1/2	-11	1/0 1/2 " "
14in. "	-8	-9	-11 1/2	1/1 " "
16in. "	-8 1/2	-9 1/2	1/-	1/1 1/2 " "
18in. "	-9	-10	1/0 1/2	1/2 " "
Squares, 2 x 2 to 3 x 3	—	—	—	1/0 1/2 " "
" 4 x 4	—	—	—	1/1 1/2 " "
Sizes over 2in. thickness, extra	—	—	—	-1 " "
Selected figured Maple, extra	—	—	—	-3 " "
Merchantable quality (2nd class), 5in. and up to 1in. and over,	—	—	—	9d per ft. super

PACIFIC MAPLE—Red Variety.

	3/4	1	1 1/4	1in. to 2in.
6in., 8in., & 10in.	34/6	42/6	59/-	65/-
12in.	36/-	44/6	61/6	68/-
14in.	37/-	46/-	63/6	70/-
16in.	38/-	47/-	65/-	72/-
18in.	39/-	48/6	67/-	74/-
Squares, 2 x 2 to 3 x 3	—	—	—	65/-
Over 3 x 3 to 5 x 5	—	—	—	73/-

Over 2in. thick, 5/- per 100 Super Extra.

Mill dressing Maple from 6/- per 100ft. super.

Minimum rate, 2/- per 100ft. lineal.

The above prices only apply where any particular thickness is ordered.

Extras are as follows:—

If special sizes ordered in random lengths, 5/- per 100ft. super extra.

If special sizes and lengths are ordered, 10/- per 100ft. super extra.

VANDERFIELD & REID, LTD.

QUEENSLAND SILKY OAK.

	3in.	4in.	5in.	lin.
6in. to 11in. wide	-4 1/2	-5 1/2	-8	-8 1/2 per ft.
12in. " "	-5	-6	-8 1/2	-9 1/2 " "
14in. " "	-5 1/2	-6 1/2	-9	-10 " "
16in. " "	-6	-7	-9 1/2	-10 1/2 " "
18in. " "	-6 1/2	-7 1/2	-10	-11 " "

1 1/2in. and thicker 1d. per foot extra.

2 x 2 and 3 x 3 squares 9d.

3 1/2 x 3 1/2 and up squares 10d.

Select quarter cut, extra, per foot 2d.

Mill Dressing, from 6/- per 100ft. super. Minimum rate

2/- per 100ft. lineal.

JAPANESE (PACIFIC OAK.)

Select Quality.

	3in.	4in.	5in.	lin.	1 1/2 to 2in.
6in. to 11in. wide	-6	-7	-9 1/2	-10 1/2	-11 1/2 per ft. s.
12in. wide	-7	-8 1/2	-11 1/2	1/0 1/2	1/1 1/2 " "
14in. "	-7 1/2	-9	1/0 1/2	1/1 1/2	1/2 1/2 " "
16in. "	-8	-10	1/1 1/2	1/2 1/2	1/3 1/2 " "
18in. "	-8 1/2	-10 1/2	1/2 1/2	1/3 1/2	1/4 1/2 " "

Squares, 2 x 2, 2 1/2 x 2 1/2 11d. 3 x 3 .. 1/- per foot

Fitches, 2 1/2in. to 6in. thick, random widths .. 1/1 " "

Selected Figured Oak, extra -3 " "

No. 1 Common Quality (one edge and one face good, but to allow of one knot in every five feet), 1 1/2d. per ft. less.

N.B.—Above Prices for Oak, Maple and Pacific Maple and Silky Oak only apply where any particular thickness is ordered. Extras are as follows:—

If special sizes are ordered in random lengths 1/2d. per foot super, extra.

If special sizes and lengths are ordered 1d. per ft. super. extra.

If required for mouldings, prices calculated on the basis of 12in. widths.

Dressed Cabinet Timber 3in. and under stands 3in. under nominal size; over 3in. to 1 1/2in., 3/4in. under nominal size; 2ins and over, 4in. under nominal size.

WEATHERBOARDS (Super.)

Oregon, 8in. Dressed Rustic per 100 super 47/-

Redwood, dressed Rustic, 8in. " 54/-

Hardwood, 8 x 1, dressed rusticated 48/-

" rough splayed, 7in. per 100ft. " 32/-

" dressed splayed, 7in. " 38/6

Mahogany or Jarrah, 8 x 1, dressed rustic per 100ft. " 57/-

Baltic 7in. C & C. per 100ft. super face 35/-

Ordered Lengths, extra 5/- per 100ft. super.

All Classes of Glazing Work Executed.

Additional
2 1/2 in
B class
3-PLY TIMBERS (STRICTLY NETT)

OREGON—Beautifully Figured. First Class.

	Per 100 sq. ft
6 x 2, 7 x 2 x 3/8 in. Sanded on one side	26/-
6 x 3, 7 x 3 x 3/8 in. " "	26/-
6 x 4, 7 in. " "	30/-
8 x 4 " "	30/-
6 x 3, 7 x 3 x 3/8 in. Sanded two sides	31/-
6 x 3, 7 x 3 x 3/8 in. " "	52/-

Special Quotations for quantities.

We can quote for Panels, from stock and for indent.

PINE, 3-Ply.

6 x 3 x 3/8 in. Sanded one side, 1st class	17/6
6 x 3 x 3/8 in. " " 2nd class	16/6

OAK, 3-Ply.

6 x 3 x 3/8 in. Sanded one side, 1st class	55/-
--	------

MAPLE, 3-Ply.

6 x 3 x 3/8 in. Sanded one side, 1st class	40/-
--	------

GABOON MAHOGANY, 3-Ply.

Highly Figured.

6 x 3 x 4MM Sanded one side, 1st class	48/6
6 x 3 x 4MM Sanded two sides "	54/-

Special Prices for quantities or Indents.

CELOTEX.

9, 10, 12 x 3 x 7-16 }	42/6 per 100 sq.ft.
9, 10, 12 x 4 x 7-16 }	

MOULDINGS

(Our Specialty.)

(See illustrations for Stock Designs)

Sizes given are those before milling.

All prices quoted are for Stock Patterns only, as illustrated
All other designs special prices, which will be quoted on application.

SKIRTINGS.

	Ogn.	Rwd.
6in. as design Nos. 57 and 58 per 100ft. lin.	24/-	27/-
8in. " " " " " "	32/6	34/6
10in. " " " " " "	42/-	48/-

(No. 57 is Splay Pattern and is always supplied unless otherwise ordered.)

ARCHITRAVES.

	Ogn.	Rwd.
4in. as design No. 4 and 5 per 100ft. lin.	16/-	18/-
5in. " " " " " "	21/-	23/6

(No. 4 is Splay pattern and is always supplied unless otherwise ordered.)

BAND MOULDINGS.

	Ogn.	Rwd.
2in. as design Nos. 10, 11 per 100ft. lin.	9/6	10/6
2 1/2 in. " " " " " "	11/-	12/6
3in. " " " " " "	13/-	14/6

(No. 10 is Splay Pattern and is always supplied unless otherwise ordered.)

SCOTIAS.

	Ogn.	Rwd.
1in. as design No. 55 per 100ft. lin.	5/9	6/6
1 1/4 in.	8/6	9/6
1 1/2 in.	12/-	13/6
2in.	18/-	20/-
1 1/2 x 3 Stair Scotia, as design No. 56	8/-	9/-

OVOLLO AND QUARTER ROUND.

	Ogn.	Rwd.
1in. as design Nos. 46 and 47 per 100ft. lin.	5/9	6/6
1 1/4 in.	8/6	9/6
1 1/2 in.	12/4	13/6
2in.	18/-	20/-

To Reach our Yard leave Clebe Point Tram at Terminus.

HALF ROUND.

	Ogn.	Rwd.
1 x 1/2, as design No. 31 per 100ft. lin.	4/6	5/6

COVER STRIPS

	Ogn.	Rwd.
2 x 1/2 per 100ft. lin.	4/3	5/-
2 1/2 x 1/2 " "	5/9	6/6
3 x 1/2 " "	7/-	8/-
3 1/2 x 1/2 " "	8/6	9/6
3 x 3/4 " "	11/-	12/6
4 x 1/2 " "	13/3	15/-
4 x 3/4 " "	9/6	10/6

FASCIA BOARDS (BEADED).

(As Design No. 23.) Per 100ft. lin.

	Oregon.
6 x 1	24/-
8 x 1	32/6
10 x 1	42/-

TRANSOM MOULDINGS.

	Ogn.	Rwd.
2 1/2 x 1 1/2, as design No. 63 per 100ft. lin.	19/-	22/6
3 x 1 1/2 " .. .	25/6	30/-
3 1/2 x 1 1/2 " .. .	39/-	42/6

BEADS (Stop Beads and Ovolo Stops) Ogn. Rwd.

1 x 1, Fin. 1 1/8 x 1/8, as design No. 16A, per 100ft. lin.	5/3	6/-
1 1/2 x 1, Fin. 1 1/8 x 1/8, as design No. 16A, per 100ft. lin.	6/-	7/-
1 1/2 x 1, Fin. 1 3/8 x 1/8, as design No. 16A, per 100ft. lin.	7/-	8/-
2 x 1, Fin. 1 1/2 x 1/8, as design No. 17 per 100ft. lin.	8/-	9/-

ANGLE BEADS.

	Ogn.	Rwd.
2in. external angles for weatherboard buildings as design No. 35	20/-	22/-

Joinery Quotations gladly submitted.

INLAY MOULDINGS.

	Ogn.	Rwd.
1 1/2 x 1/2 as design No. 38 per 100ft. lin.	5/3	6/-
1 1/2 x 3/4 No. 38A, 39	6/-	7/-

PARTING BEADS.

	Ogn.	Rwd.
1in. x 3/4in. Fin. 1 1/8 x 3/8, as design No. 36 per 100ft. lin.	3/9	4/6

PICTURE RAIL

	Ogn.	Rwd.
2 x 1, as design No. 48, 49 per 100ft. lin.	9/-	10/6
2 1/2 x 1 " .. .	11/-	12/6
3 x 1 " .. .	13/-	14/6

No. 48 is Splay Pattern and is always supplied unless otherwise ordered.

All sizes given are before mi'ling.

HANDRAIL.

3 x 2 1/2, as design No. 33	prices according to
4 x 3 No. 32, 34	quantity required

NOSINGS.

	Ogn.	Rwd.
2 x 1 1/2 as design No. 45 per 100ft. lin.	14/9	16/6
2 1/2 x 1 1/2 " .. .	19/-	21/6
3 x 1 1/2 " .. .	23/-	25/6
4 x 1 1/2 " .. .	28/6	32/-

RIDGE ROLL.

	Oregon.
2in. Oregon, as design No. 53 per 100ft. lin.	18/-
2 1/2in. " .. .	31/-
3in. " .. .	40/-

DOOR JAMB LINING.

	Oregon.
4 to 4 1/2 x 1 1/2 Single Rebated per 100ft. lin.	31/-
6 x 1 1/2 " .. .	38/-
11 x 1 1/2, Double Rebated	76/-

Jambs 1 1/4in. thick by arrangement.

Finished widths are 1/4in. less than nominal.

To Reach our Yard leave Glebe Point Tram at Terminus.

VANDERFIELD & REID, LTD.

CORNICES.

Ogn. Rwd.

3in. as design No. 25A	per 100ft. lin.	13/9	15/6
4in. " No. 25	"	18/6	20/6
5in. " No. 25	"	22/6	24/6

CHAIR RAIL.

Ogn. Rwd.

3in. as design No. 19	per 100ft. lin.	13/9	15/6
4in. " "	"	18/6	20/6

DOOR BEADS.

Ogn. Rwd.

4 x 3/4, as design No. 16, 30,	per 100ft. ..	16/6	18/6
5 x 3/4, as design No. 16, 30,	per 100ft. ..	20/6	23/-
6 x 3/4, as design No. 16,	per 100ft. ..	23/9	26/6

SASH STOCK.

Ogn. Rwd.

2 1/2 x 1 1/2 Styles, as design No. 40,	per 100ft. ..	19/-	21/-
2 1/2 x 1 1/2 " " No. 40,	per 100ft. ..	23/-	25/6
4 x 1 1/2 Bottom Rail " No. 44,	per 100ft. ..	26/6	30/-
4 x 1 1/2 " " No. 44,	per 100 ft. ..	34/-	38/-
2 x 1 1/2 Meeting Bars " No. 41, 42,	per 100ft. ..	15/-	16/6
2 1/2 x 1 1/2 " " No. 41, 42,	per 100ft. ..	19/-	21/6
1 1/2 x 1 Bars " No. 43,	per 100ft. ..	10/-	11/-
1 1/2 x 1 " " No. 43,	per 100ft. ..	11/-	12/-

All sizes given are before milling.

WINDOW SILLS.

Box Frame and Casement.
Hardwood, Sunk and Weathered.

5 x 3 as Designs No. 60 and 61	per 100ft. super	50/-
6 x 3 " " " "	"	52/6
7 x 3 " " " "	"	55/-
8 x 3 " " " "	"	60/-

Lengths over 20 feet extra for 100 super, 5/-.

If Tallowood, 7/6 per 100 super. extra.

Please give shortest length required.

Special sizes milled to order.

To Reach our Yard leave Glebe Point Tram at Terminus.

VANDERFIELD & REID, LTD.

CASEMENT FRAME MATERIAL.

Ogn. Rwd.

4 x 2 1/2 Transome as design 62,	100in. lin.	62,	} Prices on Application
5 x 3 " " " "	"	65,	
4 x 2 1/2 Style " " " "	"	63,	
5 x 3 " " " "	"	66,	
4 x 2 1/2 Mullion " " " "	"	64,	

Please state if Square or Ovolo Finish and give shortest lengths required.

Prices for other sizes or to special detail on application.

BOX FRAME MATERIAL.

Oregon, per 100ft. lin.

Pulley Styles, 4 x lin. fin.	3-15/32 x 3/4 in.	for 1 1/2 in. Sashes	19/-
" " " "	4 1/4 x lin. " "	3-31/32 x 3/4 in. " "	1 1/2 in. " 21/-
Inside Lining, 3 1/2 x 3/4 in.	" 3 1/4 x 3/4 in.	" 1 1/2 in.	" 16/-
" " " "	4 x 3/4 in. " "	3 1/4 x 3/4 in. " "	1 1/2 in. " 16/-
Outside Lining 4 x 3/4 in.	" 3 1/4 x 3/4 in.	" 1 1/2 in.	" 18/-
" " " "	4 1/4 x 3/4 in. " "	4 1/4 x 3/4 in. " "	1 1/2 in. " 21/-

HARDWOOD GARDEN STAKES.

Nett per 100 count ex yards.

Square ends Pointed ends.

1/2 in. x 1/2 in., length	3ft.	..	4/6	—
" " " "	3ft. 6in.	..	5/6	—
" " " "	4ft.	..	5/6	—
3/4 in. x 3/4 in., " "	3ft.	..	—	9/-
" " " "	4ft.	..	—	11/-
" " " "	4ft. 6in.	..	—	12/-
" " " "	5ft.	..	—	12/6
" " " "	6ft.	..	—	13/6
1 in. x 1 in., " "	4ft.	..	—	13/-
" " " "	4ft. 6in.	..	—	14/-
" " " "	5ft.	..	—	14/6
" " " "	6ft.	..	—	15/-

SHINGLES.

Redwood .. per bundle 14/- Forest Oak .. per 1000, 85/-

LATHS.

4ft. 6in. Sawn Oregon, 1 1/2 in., per bundle, 8/-; per 10 bund., 75/-

ORMONOID ASPHALT ROLL ROOFING.

Easy to Lay. Much Cheaper than Iron.

In rolls 3 feet wide, 72 feet long, sufficient to cover 200 feet. of surface. Nails, cement, and full directions with each roll.

1 Ply	30/-	per roll.
2 Ply	36/-	" "
3 Ply	43/9	" "

Special discount for quantities.

To reach our yard leave Glebe Point Tram at Terminus.

DOORS

Stock and Detail Joinery of all descriptions of our own Manufacture give Universal Satisfaction.

All our DOORS are MORTICED and TENONED, and we guarantee that no DOWELLED DOORS will be supplied by us, unless specially ordered.

Quality in Joinery is remembered long after price is forgotten
Send to us for a quote on all kinds of Joinery.

We have an up-to-date Glazing Department, and undertake all classes of Glazing Work.

CLEAR OREGON DOORS (3/4-in. 3-Ply Panels). Square Finish, No Moulds.

Catalog. Nos.	1, 5, 8, 6.	2, 3.	4, 7.	10, 11.
6-6 x 2-6 x 1 1/2	19/-	—	—	—
6-6 x 2-6 x 1 1/4	20/-	21/-	22/-	25/-
6-8 x 2-8 x 1 1/2	20/-	—	—	—
6-8 x 2-8 x 1 1/4	21/-	22/-	23/-	26/6
6-8 x 2-8 x 1 3/4	26/-	27/-	28/-	33/-
6-10 x 2-10 x 1 1/2	23/-	24/-	25/-	31/6
6-10 x 2-10 x 1 1/4	29/-	30/-	31/-	39/-
7-0 x 3-0 x 1 1/2	30/6	31/6	32/6	41/6
7-0 x 3-0 x 2	33/6	34/6	35/6	—

Top panels prepared for glass, same price.

Doors double moulded, 5/- each extra.

Redwood doors, same prices.

Bead and Butt Doors, 5/6 per panel extra.

Sizes not specified 3/- extra to next larger size.

Pacific Maple 5/- each Extra.

FRONT DOORS (Clear Oregon.) No Moulds.

Catalog. Nos.	14	9	17	15	
6-8 x 2-8 x 1 1/2	29/6	27/6	35/-	24/-	} Rwd. Same Prices
6-8 x 2-8 x 1 1/4	35/-	33/-	37/-	29/-	
6-10 x 2-10 x 1 1/2	32/6	31/6	37/-	29/-	
6-10 x 2-10 x 1 1/4	40/-	38/-	40/-	32/-	
7-0 x 3-0 x 1 1/2	44/-	42/-	41/-	32/-	

Bolection Moulding—4/- per panel extra.

Ledge and Dentals—3/- extra.

Apron Pieces—3/- extra.

Raised panels, 2/6 per panel extra.

Glazing—Price on application.

All doors packed for safe carriage. Minimum charge, 4/- pkg.

Note.—All Doors Finish 3/4-inch under thickness.

RIVERSIDE DOORS, No. 12 (Clear Ogn.), unglazed.

6-6 x 2-6 x 1 1/2	27/-	—	—	} Same Prices Glaz. Fillets 4/- Extra.
6-8 x 2-8 x 1 1/2	27/-	1 1/2 in.	31/6	
6-10 x 2-10 x 1 1/2	29/-	1 1/2 in.	33/6	
7-0 x 3-0 x 1 1/2	32/-	1 1/2 in.	37/-	

12 Lights, 15 Lights and Margin Light, 2/- extra.

Fancy Designs and Glazing. Price on application.

LEDGE DOORS.

		Baltic.	Clear Oregon
6-6 x 2-6 x 1	16/-	18/-	—
6-8 x 2-8 x 1	17/-	19/-	—
6-10 x 2-10 x 1	19/-	20/-	—
7-0 x 3-0 x 1	20/-	22/-	—

FRAMED LEDGE DOORS, No. 16. Clear Oregon or Rwd

6-8 x 2-8 x 1 1/2	each	35/-
6-8 x 2-8 x 1 1/4	"	37/-
6-10 x 2-10 x 1 1/2	"	40/-
7-0 x 3-0 x 1 1/2	"	41/-

GARAGE DOORS.

	Unglazed.
7-8 high x 8 wide x 1 1/2, as type B	120/- per pair.
7-8 high x 8 wide x 1 1/2, as type C	138/- per set of 4.

Doors as above, glazed White Arctic, 15/- extra.

These doors are made from 1st quality clear Oregon, mortised and tenoned together, and designed to stand against the weather and rough use.

Special sizes and designs, prices on application.

PAIRS RIVERSIDE CASEMENT DOORS

(10 Lights each Leaf.)

Unglazed. Clear Oregon or Redwood.

6-8 x 3-6 x 1 1/2	53/-	} Glazing Fillets 6/- Extra.
6-8 x 4-0 x 1 1/2	56/-	
7-0 x 3-0 x 1 1/2	49/6	
7-0 x 3-6 x 1 1/2	56/-	

Fancy Designs and other sizes on application.

All doors packed for safe carriage. Minimum charge 4/- pkg.

PAIRS FRENCH CASEMENT DOORS. Ogn. or Rwd.

	Glazed.	Clear.	
	N.M.	B.M.	
7-0 x 3-0 x 1 1/2	50/-	52/6	} Packed for Safe Cr. Pkg. 4/- pack.
7-0 x 3-0 x 1 1/4	53/-	56/-	
7-0 x 3-6 x 1 1/2	56/-	59/-	
7-0 x 3-6 x 1 1/4	60/-	64/-	

All Doors packed for safe carriage Minimum charge 4/-pkg.

FANLIGHTS (Glazed).

-2 x 2-8 x 1½	6/6
1-4 x 2-10 x 1½	7/6

All sizes supplied at shortest notice

Sash and Fan lights Packed for Safe Carriage, 3/- package.

STOCK BOX FRAMES.

	Each.	Daylight sizes.
10 x 8	28/-	4-0½ x 2-4
10 x 12	33/-	4-8½ x 2-10
10 x 14	35/-	5-4½ x 2-10
10 x 16	36/-	6-0½ x 2-10
12 x 14	37/6	5-4½ x 3-4
12 x 16	39/6	6-0½ x 3-4
10 x 14 x 24 ..	36/6	5-4½ x 2-0
10 x 14 x 24 Double ..	65/-	5-4½ x 4-6

1/- extra for wide sills. Storm Moulds, extra 3/-
When ordering Box Frames, say if for Wood or Brick Buildings, and if figures given are size of Sashes or Daylight Opening of Frame.

Daylight Sizes means from under sill to under head of frame and between the pulley styles.

STOCK SASHES (Glazed).

	Lights.	Per pair.	Size over all.
10 x 8	12	20/6	3-10 x 2-4
"	4	16/6	" "
10" x 12	12	23/6	4-6 " 2-10
"	4	19/6	" "
"	2	19/6	" "
10 x 14	12	26/6	5-2" x 2-10
"	4	22/6	" "
"	2	22/6	" "
10 x 14 x 24 ..	2	17/6	5-2" x 2-0
10 x 16	12	30/-	5-10 x 2-10
"	4	26/-	" "
"	2	26/-	" "
12 x 14	12	30/6	5-2 x 3-4
"	4	26/6	" "
"	2	26/6	" "
12 x 16	12	35/-	5-10 x 3-4
"	4	30/-	" "
"	2	30/-	" "

Special Quotations for above if Circular Heads.

When ordering Special-Sized Sashes, please state which size is the height.

Packed for safe carriage. Minimum charge, 3/- per package.

Caseament Frames and Sashes made to any size and design.

SINGLE SASHES (GLAZED.)

Lights.	Size over all.		
10 x 8 .. 4 ..	2ft. 1½in. x 1ft. 8in. ..	each	7/6
10 x 12 .. 4 ..	2ft. 5½in. x 2ft. ..	"	9/-
10 x 14 .. 4 ..	2ft. 9½in. x 2ft. ..	"	10/6
10 x 16 .. 4 ..	3ft. 1½in. x 2ft. ..	"	11/6
12 x 14 .. 4 ..	2ft. 9½in. x 2ft. 4in. ..	"	11/6
12 x 16 .. 4 ..	3ft. 1½in. x 2ft. 4in. ..	"	12/6

When ordering Special-Sized Sashes, please state which size is the height.

CASEMENT SASH (Glazed).

Size over all.	Lights.		
3-0 x 1-6 x 1½	3	11/-	Two small lights at top with large one under.
3-6 x 1-8 x 1½	3	13/-	
3-6 x 2-0 x 1½	3	14/-	
4-0 x 2-0 x 1½	3	16/-	

DOOR FRAMES. Hdwd. or Oregon.

5 x 3, rebated,	23/-
5 x 3, rebated, with transoms	34/-
With transom and mullions for 5ft. x 8ft. 8in. openings, square head	70/-
Extra for loose stops	4/-

THINK OF HEALTH AND COMFORT—INSTALL

FLY-SCREEN DOORS & WINDOWS

Mortised and Tenoned.	Very Strong Galvanised Gauze			
Catalogue Nos.:	266	267	268	269
6-6 x 2-6 x 1 and 6-8 x 2-8 x 1	16/-	18/6	17/6	18/6
6-10 x 2-10 x 1	16/6	19/-	18/-	19/-
7 x 3 x 1	18/6	20/-	19/-	20/-



Spring Hinges and Door Pulls, 2/- per set.

Windows, price on application.


Bronze Gauze, 4d. square ft. extra.

Brass Gauze, 10d. square ft. extra.

Special Sizes and Designs extra.

Packed for rail or boat, 4/- per package.

BANGOR TRACK & FITTINGS



A PRODUCT OF WORMALD BROS. LTD

AN ALL-AUST. SOLUTION

To Sliding Door Problems Easily Erected, Adaptable, Self Cleaning, Troubleproof, and Sturdy.

Apply to us to Assist and Advise You.

We can Supply your Requirements from Stock for

Parlour, Elevator, Barn and Garage Doors

Opening.	Parlour Type.	Barndoor No. 4 Type.
3ft. Single Door	30/-	39/-
4ft. " "	32/6	40/-
5ft. Double " "	60/-	70/-
6ft. " "	60/-	75/-

Prices of all Sizes and Designs on Application.

LADDER RUNGS.

Hardwood, from 7/6 per doz.

Prices for any other Turnery on application.

TURNERY.

TURNUED VERANDAH POSTS.

	Hardwood.	Tallowood.	Beech.
4 x 4, per foot run	2/-	2/6	3/-
5 x 5 " "	2/3	2/9	4/-
6 x 6 " "	2/9	3/3	5/6

PILLARETTES.

	per doz.
1½ in. x 1½ in., 5in. long	6/-
1½ in. x 1½ in., 6in. " "	6/6
1½ in. x 1½ in., 6in. " "	6/6
1½ in. x 1½ in., 7in. " "	7/6
2 in. x 2 in., 8in. " "	10/-

FINIALS (Stock Patterns), Oregon.

3 x 3, 3ft. long, 4/6	4ft., 5/6	5ft., 7/6
4 x 4, 4ft. long, 7/9	5ft., 8/6	6ft., 9/6
5 x 5, 5ft. long, 15/6	6ft., 16/-	7ft., 17/9
	8ft., 19/-	

VERANDAH BRACKETS (Stock Patterns).

Designs	No.	From per pair.
No. 11, 13, 18	..	5/6
No. 16, 19, 21, 25, 26	..	7/6
No. 10, 12, 14, 15, 17, 20, 23, 24, 27, 28, 29	..	8/6
No. 22	..	9/6

Special Sizes and Designs, Prices on Application.

HARDWOOD PICKETS.

	4ft. & 4ft. 6in.	5ft.
Pointed	per 100 count 51/-	52/-
Pointed and Bored Top	" 54/-	55/-
Gothic	" 51/-	52/-
Gothic and Bored Top	" 54/-	55/-
Fancy	" 54/-	55/-
Acorn	" 54/-	55/-
Round Tops	" 51/-	52/-

Special Designs extra.

LATTICE—RANDOM LENGTHS.

	Sawn	Dressed
	Dressed Sawn Oregon or H'wood	Oregon or Redwood
1 in., per 100 in. lin	3/-	1/6
1½ in. " "	3/6	2/6
1½ in. " "	4/-	2/6

PINE EXPANDING TRELLIS.

Manufactured of 1 in. x ½ in. lathing.

3 in. mesh, very strongly made.

No.	Size closed.	Size opened.	Per piece.
1	2ft. lin x 1½ft.	12ft. x 1ft.	3/6
2	" 2ft.	" 1½ft.	5/3
3	" 3ft.	" 2ft.	7/-
4	" 3½ft.	" 2½ft.	8/9
5	" 4ft.	" 3ft.	10/6
6	" 4½ft.	" 3½ft.	12/3
7	" 5ft.	" 4ft.	14/-
8	" 6ft.	" 4½ft.	15/9
9	" 6½ft.	" 5ft.	17/6
10	" 7ft.	" 5½ft.	19/3
11	" 7½ft.	" 6ft.	21/-
12	" 8ft.	" 7ft.	24/6
13	" 9ft.	" 8ft.	28/-

All Classes of Glazing Work Executed.

UPSON FIBRE TILE

The Ideal Material for

BATHROOMS, KITCHENS, LAUNDRIES, &c.

Stocked in Sizes

6 x 4	10 x 4	50/-	Tile.
8 x 4	12 x 4	100 sq. ft.	

UPSON PROCESSED BOARD

The Board that gives beautiful
Permanent Walls and Ceilings
:: that never crack or fall ::



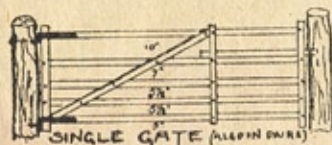
Stocked in Sizes:

6 x 4	8 x 4	10 x 4	38/6
7 x 4	9 x 4	12 x 4	100 Sq. ft.
	16 x 4		PLAIN

Use **UPSON** Self-Clinching Fasteners and avoid ugly
nail heads.

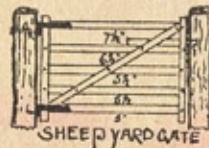
5/- per box, containing sufficient for erecting 170 square feet.

WOODEN FARM AND STATION GATES



Get Our Gate Circular

We also manufacture Wooden Fence
Droppers.



These illustrations are
two of our
Stock Pattern Gates.
Prices of these and any
other pattern Wooden
Gate will be sent on
request.

CELOTEX

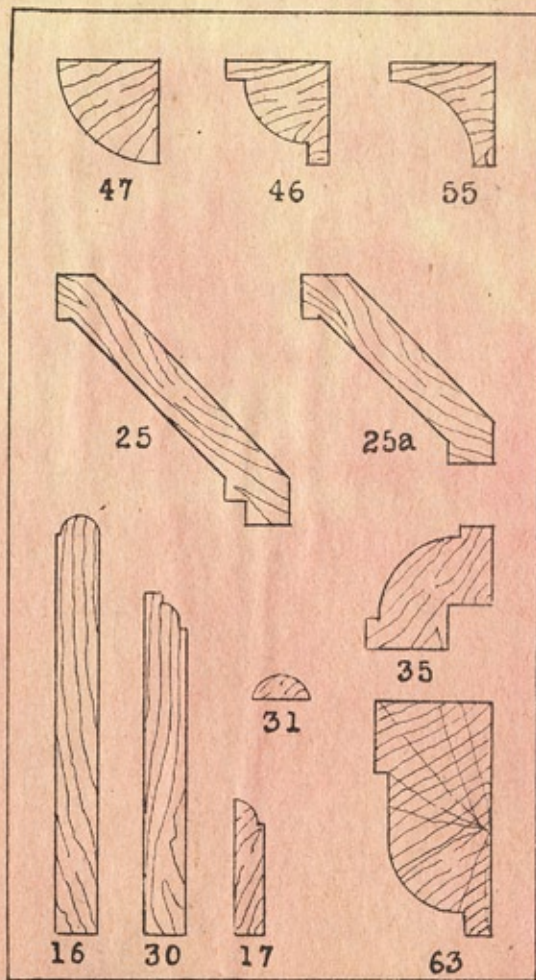
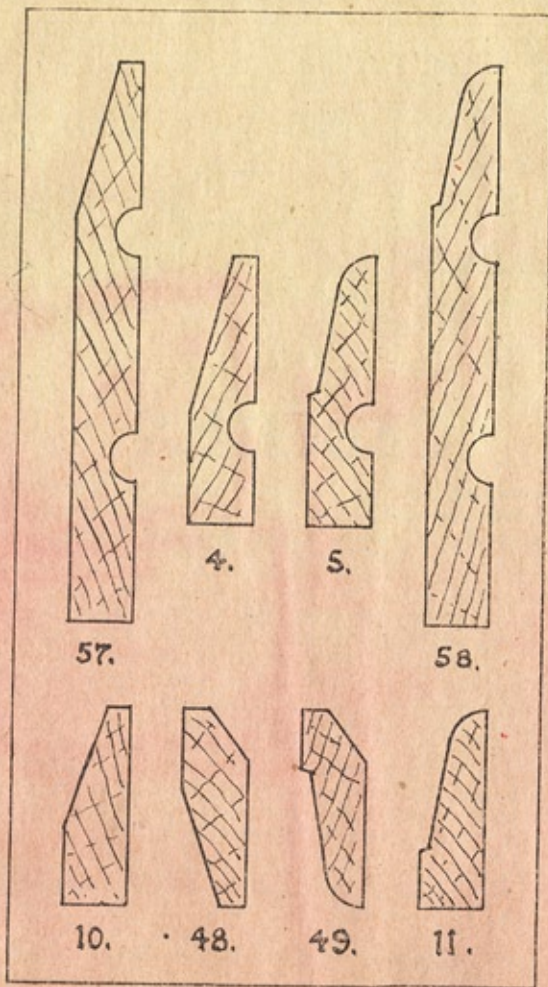
IN summer keep heat out. In winter keep it in. Celotex Insulating Boards do both. Also, they quiet sound from outside and from room to room, in any building, old or new.

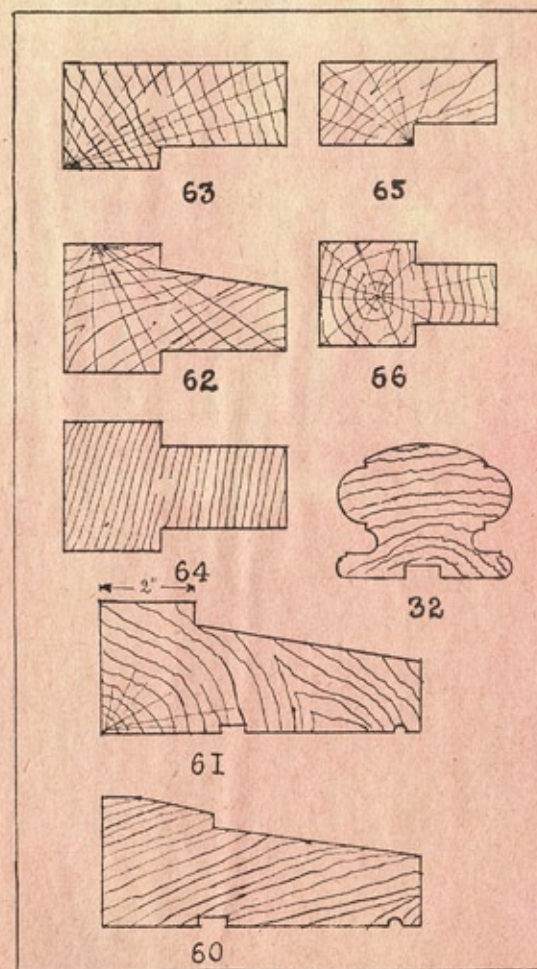
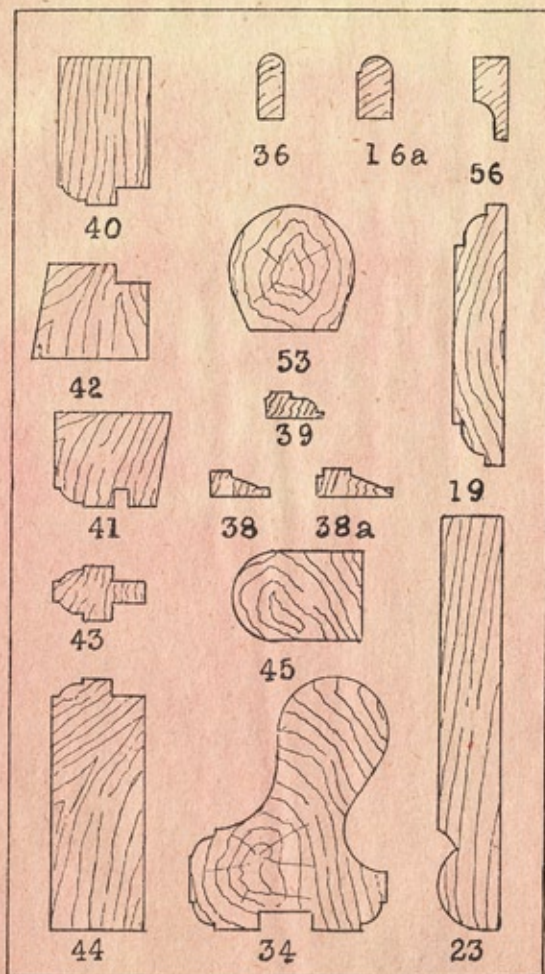
Celotex Insulating Building Boards are manufactured from the long, tough fibres of cane. Countless air-cells, sealed within the fibres provide from three to twenty-five times the heat-stopping qualities of wood, masonry, corrugated iron, etc. Celotex keeps out moisture; it is windproof; it is durable. The advantages of Celotex for construction, alteration, and beautiful finish have never before been combined in any one material. For utmost comfort in your present home necessary insulation is supplied by lining walls and ceilings with Celotex. You ought to know more about Celotex. Architects and building authorities in Australia, Britain, America, and twenty other countries have found unlimited uses for it. Ask us for further information.


Stock sizes are three and four feet wide, 8, 9, 10 and 12 feet long, and approximately half-inch thick. Weight about 60lb. per hundred square feet.

42/6 per 100 square feet ex yard.

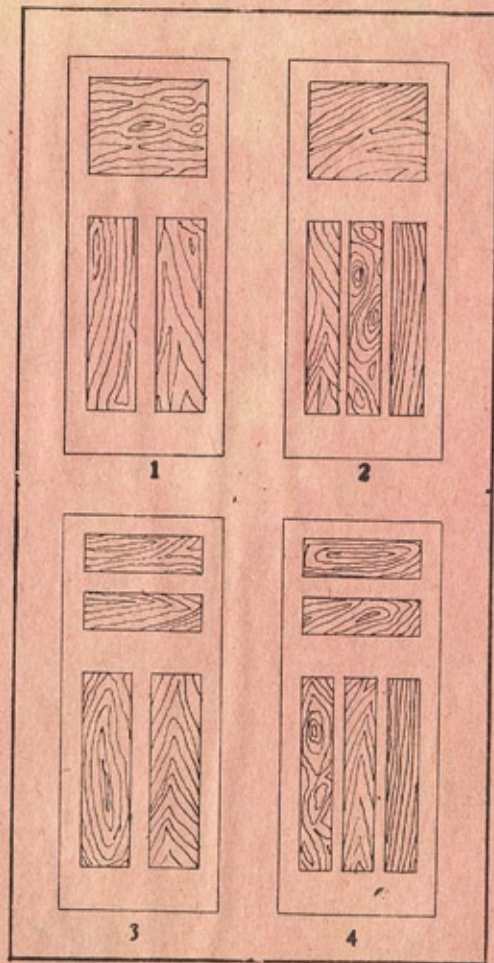
When ordered in full crates of eight boards of same length and width, no extra charge for crating.



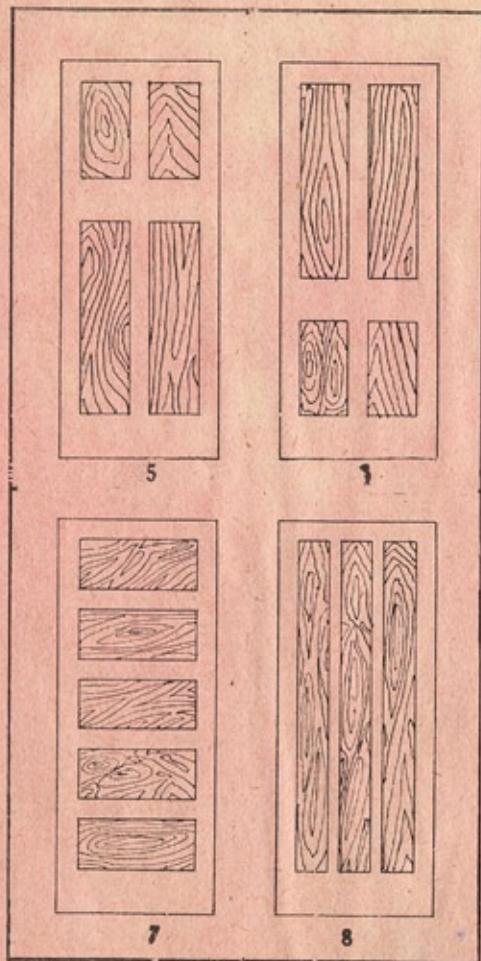




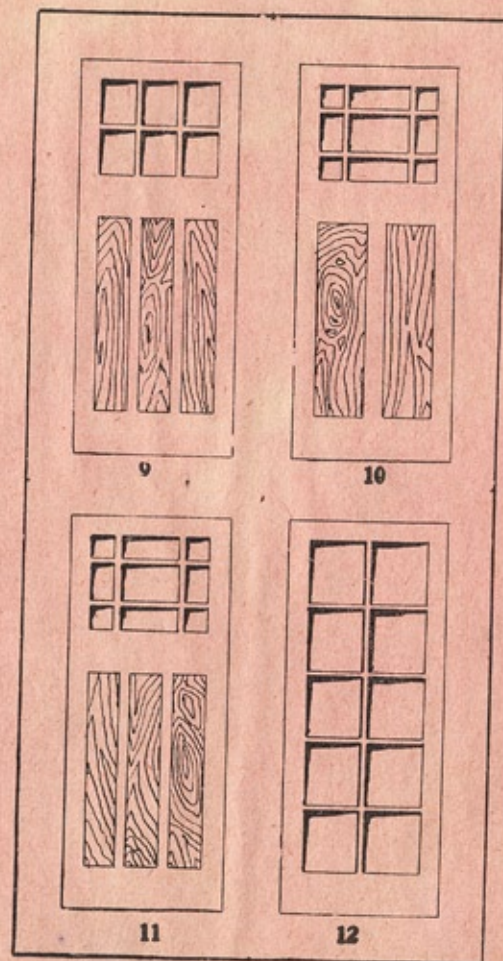
Quality remains after price is forgotten



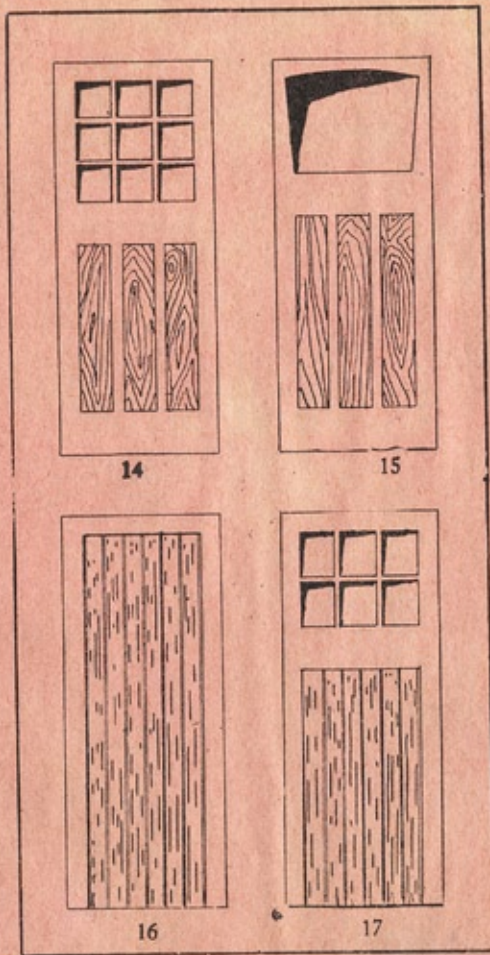
Doors Morticed and Tenoned.



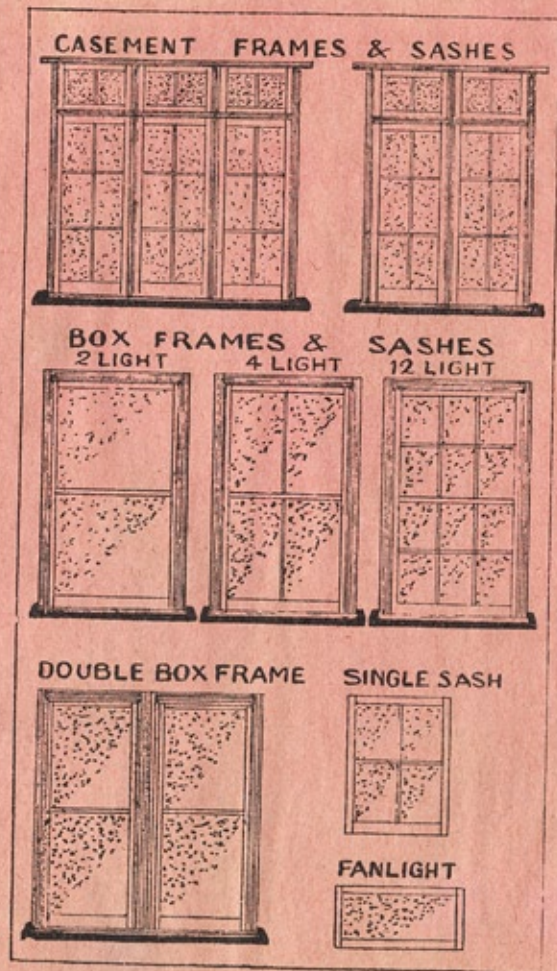
Quotations gladly given.



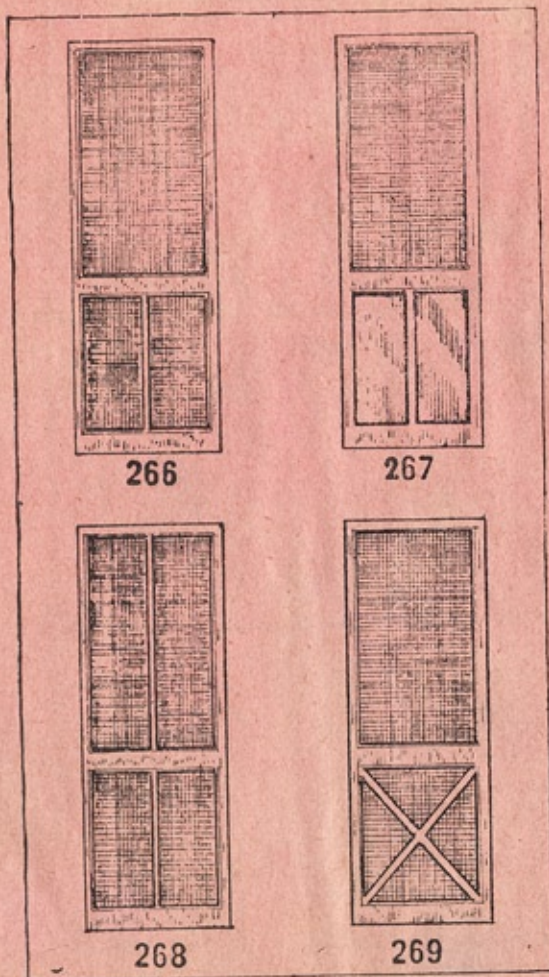
We specialise in quality joinery.



Have your doors glazed by us.



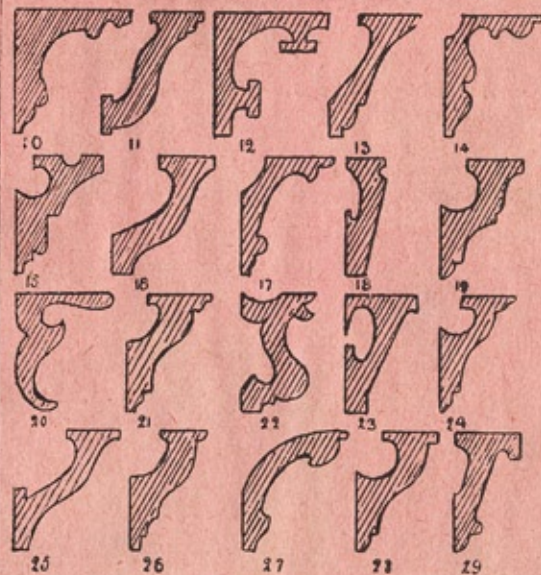
To Reach our Yard leave Glebe Point Tram at Terminus.



Fly Screens Made to Any Size.

VERANDAH BRACKETS

TO ANY SIZE IN ANY TIMBER



ALL CLASSES OF
DETAIL BANDSAWING WORK
CARRIED OUT

To Reach our Yard leave Glebe Point Tram at Terminus

For the convenience of our Customers, we have established Branches at

PARKES

AND

CHATSWOOD



Our **Parkes Branch** is an up-to-date yard having its own railway siding for handling truck load quantities of Cypress, rough and in flooring and lining sizes, and all other kinds of timbers.

The Mill is fully equipped with modern machinery, and orders, both large and small, can be executed at shortest notice.



Our **Chatswood Branch** carries full stocks of all building and cabinet timbers, and is in direct telephone communication with Head Office.

Call in and see our Manager for prices and any information you require.

ORDER FORM.

To Messrs. VANDERFIELD & REID LTD.,
Leichhardt Street, GLEBE.

Dear Sirs,—

Please supply the following, to be delivered to:

.....
.....

Signature

Private Address

36/1

Oregon 800 pieces

to Brea 496 - Blate

70/3 12/

7000

10 4

Black Lumber

DOS 8-10

50 10 10

W. Carter Brea 392 mls

27 8 8
B. 81/9
A. 57/3
M. 37/9
25 8 10 0

PARKES BRANCH: Phone, Parkes 329.

RAILWAY FREIGHTS.

Sawn or Dressed Timber, under 1 ton	1st Class Rate.
" " " 1 ton to 2 tons	B Rate.
" " " 2 tons to 8 tons	A Rate.
" " " 8 tons and over	M Rate plus 10%
" " " Full truckload lots	M Rate.
Mouldings	B Rate.
Joinery	2nd Class Rate.

NOTE.—If long lengths over 27ft. are required, a Special Truck Needed.

DIRECT IMPORTERS



Special attention is paid to the buying of stocks. Quality is our first consideration.

Both large and small orders have our prompt attention. Your repeat orders are what we are after.

Our object is to give prompt and exact execution of all orders, as we desire that every transaction will strengthen your confidence in us.

To Save Money

Send to us for an
- ESTIMATE -

FRESH SHIPMENTS
CONSTANTLY ARRIVING.

Special Quotations given Storekeepers
and Wholesale Buyers.

VANDERFIELD & REID LTD.

Timber and Joinery Merchants
Box and Case Makers.

Head Office, Yard, Sawmills, and Wharf,
LEICHHARDT STREET,

Glebe Point (Blackwattle Bay)

Branch Yards:

CHATSWOOD; PARKES.

Telephones — Office and Yard, M.W. 2601 4 Lines.
Chatswood Yard, J 1166.

Eastern Suburbs Representative, F. Cahill. J 4363

Northern " " J. E. Reid Wah. 811

E. A. HART (Secretary), Residence, J 3048