

JANUARY 1st, 1935

Timber Merchants, Sawmillers,
Joiners, Case and Plywood
Manufacturers

Hancock Bros. Pty. Ltd.

PRICE LIST



MILLS:

North Ipswich, Whinstanes,
Mt. Mee.

PLY MILLS:

North Ipswich

TELEPHONES:

T. & G. Buildings B 5598
Whinstanes M 4555
Ipswich 297 and 397

MANAGER'S RESIDENCE:

After Hours F 9662

COPYRIGHT

Timber and Joinery

PRICE LIST

No. 25

CLASSIFICATION

AND

DISCOUNTS

(Revised 1st January, 1935)

NOTE:—Classification and Discount, and
Prices on pages 6, 7 and 8, are as
gazetted by the Commissioner of Prices.

Special attention is drawn to the exemption of building timber and joinery from Sales Tax; the Discount for prompt payments; the Official Classification; and the conditions appertaining to the supply of materials stated on page 5 of this Price List.

Brisbane

1935

INDEX

	Page		Page
Alcove Seats ..	22	Mantel Shelves ..	23
Arches ..	22	Maple ..	13
Arria Rails ..	11	Mouldings 24, 25, 26, 27,	28, 29
Beech ..	11	Mullions ..	23
Box Frames ..	22	Oregon Pine ..	12
Brackets, Arch ..	22	Palings ..	9, 10
Brackets, Verandah	15	Pine, Boards and Scant-	lings (Rough) 6, 7
Cabinets, E.C. ..	23	Pine, Dressed ..	7
Cabinet Timber ..	13	Plywood ..	13
Camber Bars ..	22	Redwood Shingles	13
Cartage ..	5	Sales Tax ..	5
Casements 21, 22, 35, 37		Sashes ..	20, 21
Classification ..	4	Seats, E.C. ..	23
Conditions ..	3	Shafts (Van, Spring-	Cart and Dray) .. 4
Crow's Ash ..	11	Shutters, Louvre ..	23
Cupboard Doors ..	22	Sills, Verandah ..	23
Dentil Blocks ..	22	Stove Lights ..	21
Discount ..	5	Styles (Pulley & Tel.)	23
Doors 18, 19, 20, 32, 33,	34, 35, 36	Terms ..	5
Door Frames ..	20	Turnery ..	40
Door Frets ..	20	Ventilators ..	14
Draining Boards ..	23	Verandah Brackets	15,
Drossers ..	23		16, 17
E.C. Seats & Cabinets	23	Verandah Curtains	23,
Fanlights ..	21		38, 39
Fencing ..	9	Verandah Frets ..	23
Fly-screen Frames ..	23	Verandah Sills ..	23
French Lights ..	20, 36	Verandah Sweeps ..	14
Frets, Verandah ..	23	Weather Boards ..	8
Fret Panels ..	14	Window Shades ..	23
Gates ..	23	Yellow Wood ..	11
Grills ..	23		
Hardwood, Dressed	8		
Hardwood, Rough ..	8		
Lattice ..	13		
Lattice Panels ..	23		
Louvres ..	23		

Conditions and Suggestions

Our Prices

R.H.W. all usual sizes up
to 30 ft. 26/- nett.

" Over 30 & up to 45ft.
1-/- extra per 100 sup
for every ft. in. length

Dr.H.W. 1st 38/- 2nd/34/-
nett.

Pine R & Dressed
List less 20%

Mouldings " " 25%

Joinery &) Prices on
Plywood) application.

When any timber ordered has to be milled
to a special size, it must be accepted and paid
for according to the class of timber which is
produced from the logs available.

INDEX

Page

Page

Alcove Se
 Arches
 Arris Rail
 Beech
 Box Fram
 Brackets,
 Brackets,
 Cabinets,
 Cabinet T
 Camber B
 Cartage .
 Casements
 Classificat
 Condition
 Crow's As
 Cupboard
 Dentil Blc
 Discount
 Doors 18

Door Fram
 Door Fret
 Draining
 Dressers
 E.C. Seats
 Fanlights
 Fencing
 Fly-screen
 French Li
 Frets, Ver
 Fret Pane

Gates.. .. 23
 Grills 23
 Hardwood, Dressed 8
 Hardwood, Rough .. 8
 Lattice 13
 Lattice Panels .. 23
 Louvres 23

Verandah Frets .. 23
 Verandah Sills .. 23
 Verandah Sweeps .. 14
 Weather Boards .. 8
 Window Shades .. 23
 Yellow Wood .. 11

Conditions and Suggestions

Our customers are respectfully informed that prices as shewn herein are subject to alteration without notice.

When revisions are made undelivered orders will be executed only on these terms.

Contractors are advised to protect themselves in this connection when tendering.

All dressed Timber is charged for in accordance with its size before dressing.

Any claim should be rendered within 3 days of receipt of goods, or it cannot be recognised.

No claim can be entertained on account of goods damaged or lost in transit.

To avoid delay or misunderstanding, first order must be accompanied by cheque or **SATISFACTORY REFERENCE.**

When ordering, give shortest lengths and narrowest widths to avoid waste, and avoid ordering fixed lengths, as far as possible.

When any timber ordered has to be milled to a special size, it must be accepted and paid for according to the class of timber which is produced from the logs available.

Revised 12th April, 1934.

Official Classification

In order to obviate any misunderstanding in regard to the quality of Timbers, the following definitions gazetted by the Commissioner of Prices will be rigidly maintained:—

QUEENSLAND PINE

FIRST GRADE—This grade shall consist of timber, well milled (seasoned up to sizes 2in. in thickness) and free from knots seasoning checks, shakes, and wanes, but may contain slight stain or natural discolouration of the timber.

SECOND GRADE—Shall consist of sound timber, well milled and suitable for sound constructional purposes (seasoned up to sizes 2in. in thickness), and may contain firm and sound knots up to 1½in. diameter per three lineal feet; that is one sound 1½in. knot to every three lineal feet, slight wane pin holes, and seasoning checks.

THIRD GRADE—Shall consist of timber which excludes from being graded as second grade, but shall be of a grade suitable for constructional purposes.

HARDWOOD (First)—Shall be well sawn and suitable for constructional purposes, and may contain not more than 25 per cent. of timber affected with slight sap, wane and/or heart, gum veins and slight sun cracks.

HARDWOOD (Merchantable)—Shall be of a quality suitable for ordinary constructional purposes, and may contain sap, wane, shakes and other defects placing it outside first-class classification.

NOTE.—When any special kind, quality or colour of Hardwood is specified (rough or dressed) 12½ per cent extra will be charged. The extra charge for long length is added to prices prior to percentage for specified kind, quality, or colour.

NOTE : This Classification must be strictly adhered to by all Sawmillers and Timber Merchants selling timber in the different localities throughout that part of the State of Queensland lying to the South of the 27th Parallel of South Latitude.

1st JANUARY, 1935

PRICE LIST

FOR BRISBANE AND IPSWICH.

(CANCELLING ALL PREVIOUS LISTS)

CARTAGE—*A minimum charge of 6/- per ton is made on all classes of goods, WHICH CHARGE IS STRICTLY NETT.*

TERMS—*Building materials are supplied on the distinct understanding that when progress payments are received for buildings under construction, proportionate payments shall then be made to the suppliers of material and shall be subject to 2½ per cent. discount off accounts when paid on or before the last of the month following that of delivery.*

THEREAFTER—**NETT CASH.**

These terms will be strictly observed.

Interest chargeable on overdue Accounts.

Timber and joinery for building purposes is exempt from Sales Tax and only in special cases where Tax is payable will it be added to the price charged.

N.B.—Timber and joinery lines are numbered to facilitate ordering by telegram or letter.

QUEENSLAND PINE (Rough)
(BRISBANE AND IPSWICH PRICES)

Per 100 Super. Feet.

Line No.	Quality Inches	First Grade	Second Grade	Third Grade
1	Sizes up to 3 x 2 ..	42/-	37/-	29/-
2	„ over 3 x 2 to 7 x 7	45/-	41/-	32/-
3	„ 8 & 9 x 1 & over 1	49/-	45/-	35/-
4	„ 10 & 11 x 1 & over 1	52/-	48/-	39/-
5	„ 12 x 1 and over 1	54/-	50/-	40/-
6	„ 14 x 1 „	1 56/-	52/-	41/-
7	„ 16 x 1 „	1 58/-	54/-	43/-
8	„ 18 x 1 „	1 60/-	56/-	45/-
9	„ 20 x 1 „	1 62/-	58/-	47/-
10	„ 22 x 1 „	1 64/-	60/-	49/-
11	„ 24 x 1 „	1 66/-	62/-	51/-

Boards out of $\frac{3}{4}$ in. thick same price as 1 in.

Boards out of $\frac{5}{8}$ in. 5/- per 100 superficial feet less than the price of 1 in.

Specified lengths, $\frac{3}{6}$ per 100 super. feet extra.

Lengths limited to 30ft.; when over 30ft. to 40ft. an extra charge of 1/- per 100 super. feet is made for every foot in length.

QUEENSLAND PINE (Dressed)

Chamfer, Lining, Partition, Ceiling, and Flooring Boards in sizes as follows:—

Line No.	Inches	First Grade	Second Grade	Third Grade
Dressed out of—				
12	Sizes 4 to 7 x $\frac{5}{8}$..	45/-	41/-	31/-
13	„ 4 to 7 x 1 ..)	50/-	46/-	36/-
14	„ 4 to 7 x $1\frac{1}{4}$..)			
15	„ 4 to 7 x $1\frac{1}{2}$..)			

Specified Lengths, $\frac{3}{6}$ per 100 super. feet extra

Lengths over even feet will be charged to the next six inches.

Queensland Pine Dressed Boards and
Scantlings (other than preceding
page)

Per 100 Super. Feet.

Line No.	Inches	First Grade	Second Grade	Third Grade
Dressed out of—				
16	Sizes 1 in. in thickness up to 3 x 2 in.	47/-	42/-	34/-
17	„ over 3 x 2 and up to 7 x 7 ..	50/-	46/-	37/-
Sizes—				
18	8 & 9 x 1 & over 1	54/-	50/-	40/-
19	10 & 11 x 1 & over 1	57/-	53/-	44/-
20	Size 12 x 1 and over 1	59/-	55/-	45/-
21	„ 14 x 1 „	1 61/-	57/-	46/-
22	„ 16 x 1 „	1 63/-	59/-	48/-
23	„ 18 x 1 „	1 65/-	61/-	50/-
24	„ 20 x 1 „	1 67/-	63/-	52/-
25	„ 22 x 1 „	1 69/-	65/-	54/-
26	„ 24 x 1 „	1 71/-	67/-	56/-

Boards out of $\frac{3}{4}$ in. same price as 1 in.

Boards out of $\frac{5}{8}$ in. 5/- per 100 superficial feet less than the price for 1 in.

Special lengths in all rough and dressed Pine. $\frac{3}{6}$ per 100 superficial feet extra.

N.B.—Dressed Pine in Stops and Lattice sizes will be found listed on pages 13, 24 and 25.

Lengths over even feet will be charged to the next six inches.

ROUGH HARDWOOD

Line No.	Sizes	Per 100 Super Feet			
		Quality—Firsts		Merchantable	
		s.	d.	s.	d.
27	Sizes 2in. x ½in. and 3in. x ½in. . .			22	6
28	Sizes 4in. x 1in. and 6in. x 1in. . .	36	0	32	0
29	Other sizes up to 4in. x 3in. . .	34	0	30	0
30	Over 4in. x 3in. to 5in. x 5in. . .	35	0	31	0
31	Over 5in. x 5in. to 12in. x 12in. . .	36	0	32	0

When over 12in. wide an extra charge of 1/- per 100 super. feet is made for every inch in width.

When lengths are over 24 feet, an extra charge of 1/- per 100 super. is made for each foot in length.

Rough Hardwood Weather Boards

Line No.	Size	Per 100 Super Feet			
		Quality—Firsts		Merchantable	
		s.	d.	s.	d.
32	Size 7in. x 1in. x ½in. . .	36	0	30	0
33	„ 7in. x 1in. x ½in. . .	40	0	34	0

When lengths are over 24ft. an extra charge of 1/- per 100 super feet is made for each foot in length.

DRESSED HARDWOOD

Line No.	Flooring and Chamfer Boards.	Per 100 Super Feet			
		Quality—Firsts		Merchantable	
		s.	d.	s.	d.
34	Dressed out of 2 to 6in. x 1in. . .	46	0	37	0
35	„ „ 2 to 6in. x 1½in. . .	46	0	37	0

Dressing of other sizes 7/6 per 100 super. extra on undressed prices.

Seasoned Hardwood 6/- per 100 super. feet extra.

NOTE.—Specified lengths in lines 27 to 35 will be charged 2/6 per 100 super. feet extra. When any special kind, quality or colour of Hardwood is specified (rough or dressed) 12½ per cent. extra is charged.

The extra charge for long lengths is added to prices prior to the percentage for special kind, quality or colour.

Lengths over even feet will be charged to the next six inches.

SAWN HARDWOOD PALINGS

Per 100 Pieces.

Line No.	Square	Round or Gothic				Fancy and Bored			
		s. d.	s. d.	s. d.	s. d.	s. d.	s. d.		
36	3 x 5/8 4-6in. or 5ft.—	23	0	26	6	29	0	30	0
37	3 x 3/4 „ „	28	6	32	6	34	6	36	6

SPECIAL LINE OF PALINGS

For Dividing Fences.

PRICES FOR LOTS OF 500 OR MORE PIECES.

38	4 x ½	20/-	} per 100 pieces
39	5 x ½	25/-	
40	6 x ½	30/-	

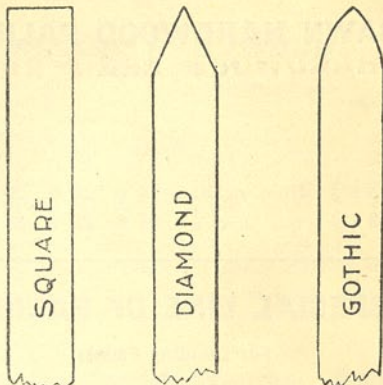
Why put up with unsightly split timber fencing when sawn hardwood fencing, 4 x 3 posts, 4 x 2 rails, with close set 4in. palings can be bought at £1/0/0 for First Class and 19/- for Merchantable per rod (16½ feet).

Van, Springcart and Dray Shafts

SPOTTED GUM—Per Pair.

	s.	d.		s.	d.
10ft. long 3 x 2	8	6	14ft. 3 x 2	11	3
„ 3 x 2½	10	0	„ 3 x 2½	12	3
„ 3 x 3	12	3	„ 3 x 2½	14	0
„ 3½ x 3½	14	0	„ 3 x 3	16	3
„ 4 x 4	18	3			

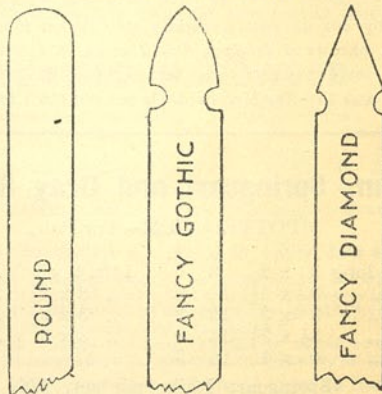
Springcart Rails, per set, 7/6.



Discard the Rough Bush Paling and use

SAWN PALINGS

Special Quotations given for larger Quantities.



HARDWOOD ARRIS RAILS

Line No.		Per 100 Lineal Feet	
		s.	d.
41	Out of 3in.	17	6
42	Out of 4in.	30	0
43	Out of 5in.	46	0
44	Out of 6in.	67	0

DRESSED CROW'S ASH

	Per 100 Super Feet	
	Quality—Firsts	Mer- chantable
	s.	d.
45 Dressed out of 4in. x lin. ..	54	0
46 6in. x lin. ..	54	0
Specified lengths, 3/6 per 100 super. extra.		
Seasoned, 6/- per 100 Super. Feet extra.		

YELLOW WOOD

	Per 100 Super Feet	
	Quality—Firsts	s. d.
47 ROUGH—2in. x lin., 2in. x 1½in., 2in. x 2in.	50	0
3in. x lin., 3in. x 1½in. ..	50	0
3in. x 2in., 4in. x 2in. ..	50	0
48 All other sizes, and up to 12in. wide ..	65	0
Dressing, 7/6 per 100 super. feet extra.		
Specified lengths, 5/- extra per 100 super. feet		
(Special Quotations given for the Cut of the Log.)		

BEECH

	Per 100 Super Feet	
	Quality—Firsts	s. d.
49 ROUGH—Up to 3in. x 2in. ..	70	0
50 .. Over 3in. x 2in. and up to 6in. wide ..	75	0
51 .. Over 6in. and up to 12in. ..	80	0
52 .. Over 12in. and up to 18in. ..	85	0
Dressed, 7/6 per 100 super. feet extra.		
Specified Lengths in Rough or Dressed, 7/6 per 100 super. feet extra.		

Lengths over even feet to be charged to the next six inches.

OREGON PINE (Rough)

Line No.	Per 100 Super Feet.	Merchant-					
		Clear		Selected		able	
		s.	d.	s.	d.	s.	d.
53	All Scantling sizes up to 3in. x 2in. in lengths to 30ft.	40	0	36	0	33	0
54	All sizes over 3in. x 2in. to 7in. x 7in. and in lengths to 30ft. . .	45	0	38	0	35	0
55	All sizes over 7in. x 7in. to 12in. x 12in. in lengths to 30ft. . .	48	0	40	0	37	0
56	All sizes as above in lengths over 30ft. to 40ft.	53	0	45	0	42	0
57	All sizes as above in lengths over 40ft. to 50ft.	—		53	0	50	0
58	All sizes as above in lengths over 50ft. to 60ft.	—		65	0	60	0
	Widths over 12in. to 18in., extra for each inch . .	1	0	1	0	1	0

$\frac{3}{4}$ in. or $\frac{1}{2}$ in. in thickness—10/- per 100ft. less than lin. rates.

$\frac{5}{8}$ in. or $\frac{3}{4}$ in. in thickness—5/- per 100ft. less than lin. rates.

Dressing only, 4/- per 100 super. ft. extra.

Special lengths, 3/6 per 100 super. ft. extra.

The above prices apply to scant cut timber only. Unless otherwise specified, all orders will be executed in scant cut. For full cut timber an additional charge of 5/- per 100 super. ft. will be added to the above prices.

CABINET TIMBERS OAK and MAPLE

Prices on application.

REDWOOD SHINGLES

Price on application per bundle
(4 bundles cover 1 square).

PLY-WOOD

Stock Size Pine, Maple, Silkwood, Walnut, Oregon, 72" x 36", x 3/16in. thickness—
Sanded on 2 sides, Sanded on 1 side, or Unsanded.

Prices and all particulars of all kinds, qualities and sizes of Ply-wood will be quoted on application.

DRESSED LATTICE

Line No.	Inches.	Pine.		Beech.	
		s.	d.	s.	d.
59—Size 1	$1 \times \frac{1}{4}$..	5 6	..	7 6
60	.. $1\frac{1}{4} \times \frac{1}{4}$..	6 0	..	8 6
61	.. $1\frac{1}{2} \times \frac{1}{4}$..	7 6	..	10 0
62	.. $1 \times \frac{3}{8}$..	7 0	..	9 6
63	.. $1\frac{1}{2} \times \frac{1}{2}$..	9 0	..	11 6
64	.. $2 \times \frac{1}{4}$..	9 0	..	11 0
65	.. $2 \times \frac{1}{2}$..	10 0	..	12 6

PINE VERANDAH SWEEPS

Line No.	Length. Each.	Rise 4in. s. d.	Rise 5in. s. d.
66—Size 4 x 2 ..	5 feet	5 6	6 0
67 " " ..	6 "	6 6	7 0
68 " " ..	7 "	7 6	8 0
69 " " ..	8 "	8 6	9 0
70 " " ..	9 "	10 0	11 0
71 " " ..	10 "	11 0	12 0
72 " " ..	11 "	12 0	13 0
73 " " ..	12 "	13 0	14 0

10d. per ft. super. for odd Sweeps.

FRET PANELS (Pine)

		s.	d.
74—Size 2ft. 8in. x 1ft. 4in. ..	each	8	6
75 " 2ft. 8in. x 1ft. 6in. ..	"	9	0
76 " 2ft. 10in. x 1ft. 4in. ..	"	9	0
77 " 2ft. 10in. x 1ft. 6in. ..	"	9	3
78 " 3ft. x 1ft. 6in. ..	"	9	6

FRET CEILING VENTILATORS

With Moulded Ring (Pine)

		s.	d.
79—Size 12in. diameter, outside ..	each	7	0
80 " 16in. " " ..	"	8	0
81 " 18in. " " ..	"	8	6
82 " 20in. " " ..	"	10	6
83 " 21in. " " ..	"	11	0
84 " 22in. " " ..	"	11	3
85 " 24in. " " ..	"	12	0

STANDARDISED PATTERNS OF VERANDAH BRACKETS.

(As illustrated on Pages 16 and 17).

CUT OUT OF 1½in. PINE.

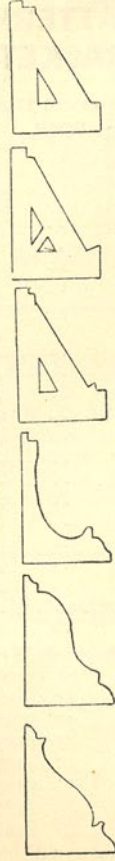
Pattern No.				s.	d.
1—Size 12in. x 18in.	Each	1	10
2 " " "	"	1	10
3 " " "	"	1	8
4 " " "	"	2	2
5 " " "	"	2	4
6 " " "	"	2	2
7 " 18in. x 12in.	"	1	8
8 " " "	"	1	8
9 " " "	"	1	10
10 " " "	"	1	11
11 " " "	"	1	11
12 " " "	"	2	2
13 " " "	"	1	11
14 " " "	"	2	2
15 " 24in. x 12in.	"	2	2
16 " " "	"	1	11
17 " " "	"	2	0
18 " " "	"	2	0
19 " " "	"	2	0
20 " " "	"	2	0
21 " " "	"	2	2
22 " " "	"	2	5
23 " 30in. x 12in.	"	3	2
24 " " "	"	3	8
25 " " "	"	2	11
26 " " "	"	2	8
27 " " "	"	3	8
28 " " "	"	2	8
29 " " "	"	2	8
30 " " "	"	3	2

Other Patterns to buyers' designs will be quoted at special rates.

STANDARDISED PATTERNS OF VERANDAH BRACKETS

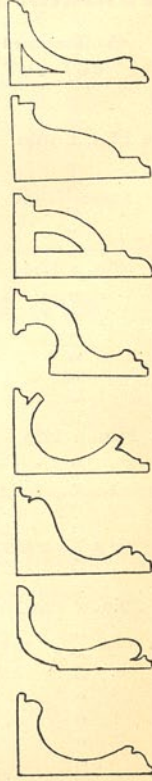
(Prices will be found on page 15)

SIZE: 12in. x 18in.



1 2 3 4 5 6

16



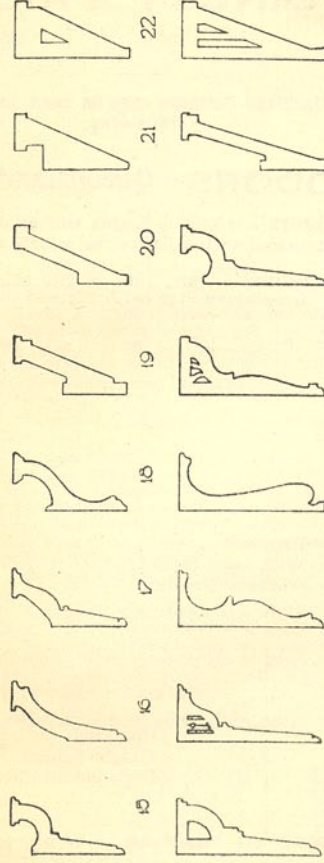
7 8 9 10 11 12 13 14

SIZE: 18in. x 12in.

STANDARDISED PATTERNS OF VERANDAH BRACKETS

(Prices will be found on page 15)

SIZE: 24in. x 12in.



15 16 17 18 19 20 21 22

17

23 24 25 26 27 28 29 30

SIZE: 30in. x 12in.

JOINERY PRICES

Standardised Patterns may be seen in the pages following.

DOORS—Queensland Pine

Oak DOORS and French Lights will be charged 50 per cent. additional to the list prices which apply to Pine.

FRONT DOORS — 6ft. 10in. x 2ft. 10in. x 1½in. — Queensland Pine (with Figured Glass).

Pattern	Each
No. 10	44/-
.. 11	48/-
.. 12	54/-
.. 13	54/-
.. 14	54/-
.. 15	53/-
.. 16	58/-
.. 17	55/-
.. 18	61/6
.. 18—Unglazed	56/-
.. 18—With Lead Light	84/-
.. 19—Workers' Dwelling	56/-
.. 20	48/-
.. 21	52/-
.. 22	62/6
.. 23	54/6
.. 24	58/6
.. 25	54/6
.. 26	44/-
.. 26	{ Unglazed .. 48/-
.. 26	{ 1 Light figured .. 64/-
.. 26	{ Diamond lead light .. 60/-
.. 27	72/-
.. 28	72/-

NOTE—All lead lights to be p.c. price net.

DOORS—continued

PINE	SIZE	PINE	
		1¼in.	1½in.
DOORS S.M.	6-6 x 2-6	s. d. 24 6	s. d. 27 0
	6-8 x 2-8	27 0	29 0
	6-10 x 2-10	28 6	30 6

B.M. one side, 8/6 extra. Raised Panels, 8/6 extra.

Glass Doors 5 or 8 lts., 16oz. S.M.	6-8 x 2-8	30 6	33 0
	6-10 x 2-10	32 0	34 6

B.M. one side, 4/- extra.

DOORS, Back, sheeted below, figured glass top, like sashes—

6-8 x 2-8 x 1½, 5 lts. or 8 lts. .. £2 2 6 each
6-10 x 2-10 x 1½, 5 lts. or 8 lts. .. £2 4 0 "

DOORS—Framed, sheeted, and panelled inside—

6-8 x 2-8, each .. 34/-

DOORS—6-8 x 2-8 x 1½, Figured Glass in top panel only, each .. 32/-

DOORS, Lattice, square or diagonal Lattice, 1 x ¼—

6-8 x 2-8 x 1½, 2 panels .. £1 10 0 each

6-10 x 2-10 x 1½, 2 panels .. £1 12 0 "

7 x 3-6 x 1½, in pairs, 4 panels .. £2 5 0 pair

7 x 4-0 x 1½, in pairs, 4 panels .. £2 8 0 "

DOORS, Lattice, square or diagonal Lattice, odd sizes, per square foot, 1/9. Beech 2/-.

(Shaped Heads, 7/6 extra)

DOORS, Swing—

6-10 x 4ft. x 1¼, with beads 16oz. glass .. £3/-/- 1'air

6-10 x 5ft. x 1¼, with beads 16oz. glass .. £3/12/-

6-10 x 4ft. x 1¼, with beads, figured glass .. £3/12/-

6-10 x 5ft. x 1¼, with beads, figured glass .. £4/8/-

7 x 4 or 5ft., 2 lights, unglazed, fitted with beads prepared for lead lights .. £1/16/-

Pine Framed, Braced and Sheeted Warehouse Doors

2in. thick. Usual make—1s. 9d. sq. ft.

Ledge Doors	6 x 2-6 to 2-7½	18 6
	6-8 x 2-6	18 6
	6-8 x 2-8	18 6
Frame and Sheeted Doors	6-8 x 2-8 x 1¼	29 0
	6-10 x 2-10 x 1¼	31 6

DOORS—continued

Margin Light Doors Figured glass	6-8 x 2-8	1½ in. 43 6	1¾ in. 45 6
	6-10 x 2-10	45 6	47 6

B.M. one side, 4/- extra.

DOOR FRAMES, for front door and sidelights, Pine, complete with jambs and sill, 4-6 to 5ft. wide, ea., 45/-

DOOR FRETS, Pine, 4 x 1 x 1-4, each 1/-

French Lights as shewn, 16oz. S.M.	6-10 x 3ft.	37 6	39 6
	6-10 x 3-4	40 0	42 0
	6-10 x 3-6	41 6	44 0

B.M. one side, 4/- extra.

If glass beaded in, from 4/- pair extra.

Extra price for shaped bars.

French Lights as shewn 2 1oz. glass, S.M.	SIZE	1½" Pine	1¾" Pine
	6-10 x 3-4	43 6	45 6
	6-10 x 3-6	45 0	47 6

B.M. one side, 4/- extra.

If glass beaded in, from 4/- pair extra.

FRENCH LIGHTS—With Arctic or Figured Glass.

		Puttied	Beaded
6-10 x 3 x 1½	46/- each	49/- each
6-10 x 3-4 x 1½	50/- "	53/- "
6-10 x 3-6 x 1½	51/- "	54/- "
6-10 x 3-6 x 1¾	52/- "	55/6 "

1¾ French Lights 2/- per pair extra.

CAMBER BARS to French Lights or Casements,
7/- per pair extra.BEADS to suit Camber Bars to French Lights or
Casements, 2/6 per pair extra.

SASHES

Sashes—Oak 16oz. glass	SIZE	1½ in. 4 lrt.	1¾ in. 2 lrt.	1¾ in. 4 lrt.	1¾ in. 2 lrt.
	3-10 x 2-4	18 6	20 0	20 0	21 0
	4-6 x 2-10	20 6	22 1	22 0	23 0
	5-2 x 2-10	22 0	24 1	24 0	24 6

B.M. Rails, 2/- pair extra.

Sashes, if glazed figured glass, 1/- per foot extra.

SASHES—continued

Sashes—Oak 2 1oz. glass	4-6 x 2-10	23 0	24 0	24 0	25 6
	5-2 x 2-10	21 6	25 6	25 6	27 0

B.M. Rails, 2/- pair extra.

SASHES—	24in. Bulls-eye, unglazed	..	20/-	each
"	24in. " with Fig. Glass	..	24/-	"
"	24in. " with Lead Light	..	35/-	"
"	outside facings	..	11/-	"
"	Louvre, with obscure glass, 20 x 12	..	12/-	"
"	Louvre, with gauze, extra	..	2/6	"

When ordering odd size sashes state which size is height.

STOVE LIGHTS—20 x 12 5/9 each

FANLIGHTS

PINE 16oz. glass	SIZE	1½ in.	1¾ in.
	2-7 x 1-4	8 6	8 6
	2-9 x 1-4	8 6	9 0
	2-9 x 1-6	9 6	10 0
	2-11 x 1-6	10 0	10 6
	3-3 x 1-4	10 0	10 6
	3-3 x 1-6	10 6	11 0
	3-5 x 1-4	11 0	11 6
3-5 x 1-6	11 6	12 0	

FANLIGHTS—		Each
2-7 x 1-4 x 1½, Arctic or Fig. Glass, with beads	..	12/-
2-9 x 1-4 x 1¾	..	13/-
3-5 x 1-4 x 1¾	..	15/-

FANLIGHTS (Oak)

Each

2-11 x 1-4 x 1½, 1 lt., or 2 lts., 16oz.	..	12/-
" figured glass	..	14/-

If Fanlights wanted in 2 1oz. glass, price will be, up to
2-11 x 1-6, at 1/3 each extra.

Over that size, to 3-5 x 1-6—1/9 each extra.

CASEMENTS

(Oak).

Patterns Nos. 1 to 5	Pair
3-8 x 3 x 1½, Arctic or Figured Glass	.. £1 12 6
3-8 x 3 x 1½, 16oz. glass	.. 1 2 6
4-0 x 3-0 x 1½, 6 lts. or 10 lts., 16oz.	.. 1 4 0
" 2 1oz.	.. 1 8 0
4-6 x 3-0 x 1½, 6 lts. or 10 lts., 16oz.	.. 1 7 0
" 2 1oz.	.. 1 11 6
4-0 x 3-0 x 1½, 6 lts. or 10 lts., Figured Glass	.. 1 16 0
4-6 x 3-0 x 1½	.. 2 0 0

CASEMENTS—continued

Unglazed, 1½ in., with bars	1/6 per ft.
Unglazed, 1½ in., with bars	1/9 "
Unglazed, 1½ in., prepared for Lead Lights and beads	1/3 "
Unglazed, 1½ in., prepared for Lead Lights and beads	1/6 "

Pattern No. 6, with Circular or Shaped Bars Extra Price 7/- per pair.

Extra Price for 1½ in., 1/- each, or 2/- per pair.

Odd Size Sashes or Casements (Oak)—	
With 16oz. glass	2/- per square foot
With 21oz. glass	2/6 per square foot
Price for Casements with plain 16oz. glass centre and Figured glass corners, 2/6 per square foot, or with 21oz. glass or Figured, 2/9 per square foot.	
Sliding Sashes or Casements with Figured Glass—	
3/- per square foot.	

FRENCH CASEMENTS, Arctic or Figured Glass.

6-10 x 3-6 x 1½, No. 8	56/- each	62/6 each
------------------------------	-----------	-----------

CAMBER BARS to Casements or French Lights, 7/- pair extra.

BEADS to suit Camber Bars to Casements or French Lights, 2/6 pair extra.

ALCOVE SEATS—Double ended	£8 0 0
Single ended	6 12 0

ARCHES (Pine), complete with Jambs and Pedestals.

	Each
C pattern Workers' Dwellings	£4 4 0
D " 6ft. Workers' Dwellings	3 16 0
D " 9ft. " "	4 4 0
E " 9ft. " "	4 0 0
G " 9ft. " "	5 4 0
J " 9ft. " "	6 8 0
Elliptic 9ft. " "	5 4 0

Cabinet Arches, complete, without beams .. 11 4 0

Cabinet Arches (Oak) complete, without beams 13 12 0

Arch Brackets, Pine, stock pattern, with key and drop.

	Pair
Size 3-0 x 2-0 x 1½	£0 10 0
Size 3-6 x 2-0 x 1½	0 11 6
Size 4-0 x 2-6 x 1½	0 14 0

Box Frames, complete (not Sashes)—

In Pine	1/9 per square foot
In Oak	2/6 per square foot

CUPBOARD DOORS, square edge, 6-6 x 3-0 x 1½ 28/- ea.

" " odd sizes, 1½ in. in thickness.

" " 1/5 per square foot.

" " 1in. thick, 1/3 per foot.

DENTIL BLOCK 5 x 4 x 3 7d. each

DRAINING BOARDS—

Pine, 3 x 1-6 x 1in., single	5/3 each
" 6 x 1-6 x 1in., double	11/6 "
" 6 x 1-6 x 1½ in., double	14/- "
Beech, 6 x 1-6 x 1½ in., double	16/- "

DRESSERS—W.D. detail, with sliding glass doors—

7 x 4 to 4-6	£8 16 0
--------------------	---------

E.C. SEATS 3/6 each

" with hinged flap 6/- "

E.C. CABINETS 22/- each

FLY-SCREEN FRAMES—

Up to 12 square feet	1/4 per sq. ft.
(Or doors), over 12 square feet	1/2 per sq. ft.

GATES—W.S. Pattern (Beech), 3-0 or 3-6 wide, ea., 36/-

GRILLS—In frame 2-8 x 1-4 8/- each

LATTICE PANELS—

Diagonal or square Lattice	1/3 per sq. ft.
Diagonal or square in frame 3 x 1½, 1/7 per sq. ft.	

LOUVRES, for verandahs, movable with rods and pins

In 4in. x 1½ in. frame, vertical	3/- sq. ft.
horizontal	3/3 sq. ft.

(Shutters), Pine 3/- sq. ft.

" Oak 3/3 sq. ft.

" Obscure Glass 4/9 sq. ft.

MANTEL SHELF—9 x 1½, and 2 Brackets .. 5/- each

MULLIONS rebated and beaded at Mouldings list prices

PULLEY STYLES—Pine—

4in. x 1in.	12/- set
5in. x 1in.	13/- set

TELS. STYLES—Pine—

4in. x 1½ in.	16/- set
5in. x 1½ in.	17/3 set

VERANDAH CURTAINS OR SWEEPS (complete), out of 9in. x 1½ in. Pine.

Prices for patterns as illustrated—

Nos. 1, 2, 3, per lineal foot	1/-
Nos. 4, 5, 6 " " "	1/1
Nos. 7 and 8 " " "	1/2
Nos. 9 and 10 " " "	1/3

VERANDAH CURVED SILLS (other than Pine)

6 x 2 x 4ft. long, 12in. rise	16/-
Extra charge for each foot over 4ft.	2/-

VERANDAH CURVED SILLS—

7 x 2 x 4ft. long, 12in. rise	18/-
Extra charge for each foot over 4ft.	2/6

VERANDAH FRETS—Hardwood, 6in. x 1in. 2/- each

" " 8in. x 1in. 2/6 "

WINDOW SHADES (Workers' Dwellings patterns), 12/- per set.

STOCK PATTERNS ONLY

Including Stop Beads, Square edged Stops, Scotias, Angle Beads, Staff Beads, Ridge Roll, Partition Rail, Saddle Cap, Cornice Architraves, Skirtings, Beaded Facias, Louvres, Cap Moulds, Handrails, Transoms, Door and Window Sills.

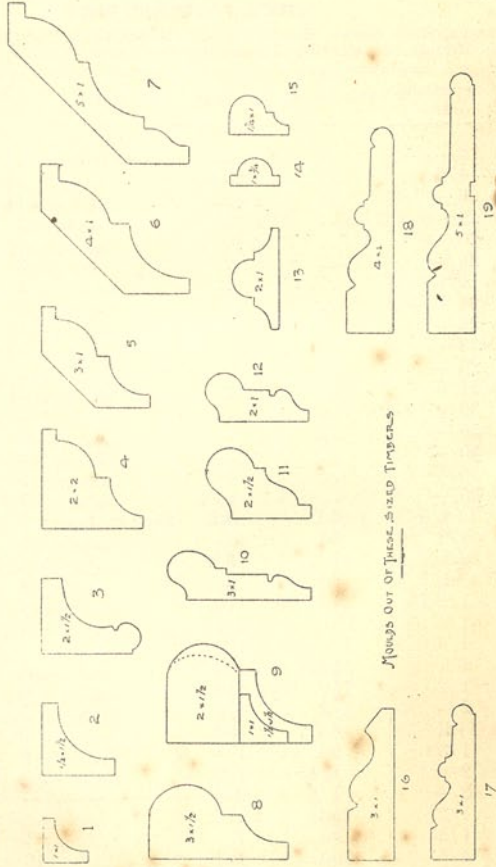
	Size—Inches	Queensland Pine	Queensland Oak	Hardwood	Beech	Rate	Size—Inches
The standardised patterns numbered 1 to 50 in the following pages have been adopted by the Queensland Institute of Architects, War Service Homes Commission, State Advances Corporation (Workers' Dwelling Branch), and such numbers when used in specifications will be sufficient guide when placing orders.	$7\frac{1}{8} \times 3\frac{1}{8}$	7/3	12/-	Per 100 Lineal Feet	$7\frac{1}{8} \times 3\frac{1}{8}$
	$1\frac{1}{2} \times 1\frac{1}{2}$	8/3	14/6	$1\frac{1}{2} \times 1\frac{1}{2}$
	$1\frac{3}{4} \times 1\frac{3}{4}$	9/-	16/-	$1\frac{3}{4} \times 1\frac{3}{4}$
	2 x 2	10/9	19/-	2 x 2
	$2\frac{1}{2} \times 2\frac{1}{2}$	13/-	25/-	$2\frac{1}{2} \times 2\frac{1}{2}$
	3 x 3	14/6	28/-	3 x 3
	1 x 1	8/3	16/6	1 x 1
	$1\frac{1}{4} \times 1\frac{1}{4}$	10/3	21/-	$1\frac{1}{4} \times 1\frac{1}{4}$
	$1\frac{1}{2} \times 1\frac{1}{2}$	13/6	26/-	$1\frac{1}{2} \times 1\frac{1}{2}$
	$1\frac{3}{4} \times 1\frac{3}{4}$	18/-	35/-	$1\frac{3}{4} \times 1\frac{3}{4}$
	2 x 1	14/-	25/-	2 x 1
	$2\frac{1}{2} \times 1$	16/-	31/6	$2\frac{1}{2} \times 1$
	2 x $1\frac{1}{2}$	18/-	35/-	2 x $1\frac{1}{2}$
	2 x 2	23/6	50/-	2 x 2
	$2\frac{1}{2} \times 1\frac{1}{2}$	23/6	50/-	$2\frac{1}{2} \times 1\frac{1}{2}$
	3 x 1	19/-	35/-	3 x 1
	3 x $1\frac{1}{2}$	27/-	55/-	3 x $1\frac{1}{2}$
	3 x 2	4½d.	11d.	6d.	8d.	Per Lin. Foot	3 x 2
	3 x 3	7d.	1/3	9d.	1/-	..	3 x 3
	4 x 1	3½d.	6½d.	4½d.	5d.	..	4 x 1
4 x $1\frac{1}{2}$	4½d.	11d.	6d.	8d.	..	4 x $1\frac{1}{2}$	
4 x 2	6d.	1/2	7½d.	11d.	..	4 x 2	
4 x $2\frac{1}{2}$	7d.	1/4	10d.	1/1	..	4 x $2\frac{1}{2}$	
4 x 3	8½d.	1/6	1/-	1/3	..	4 x 3	
5 x 1	4d.	9d.	5½d.	7d.	..	5 x 1	
5 x $1\frac{1}{2}$	5½d.	1/2	7½d.	11d.	..	5 x $1\frac{1}{2}$	
5 x 3	11d.	2/-	1/2	1/6	..	5 x 3	
6 x 1	4½d.	11d.	6d.	8d.	..	6 x 1	
6 x $1\frac{1}{2}$	7d.	1/3	9d.	1/-	..	6 x $1\frac{1}{2}$	
6 x 3	1/0½	2/6	1/4	1/9	..	6 x 3	
7 x 3	1/3½	3/-	1/8	2/-	..	7 x 3	
8 x 1	6d.	1/2	7½d.	11d.	..	8 x 1	
9 x 1	6½d.	1/3	9d.	1/-	..	9 x 1	
10 x 1	7d.	1/6	10d.	1/1	..	10 x 1	

Lengths over even feet to be charged to the next 6 inches.

Sizes and Patterns other than Standard charged at Special Rates.

STANDARDISED PATTERNS OF SHAPED MOULDINGS

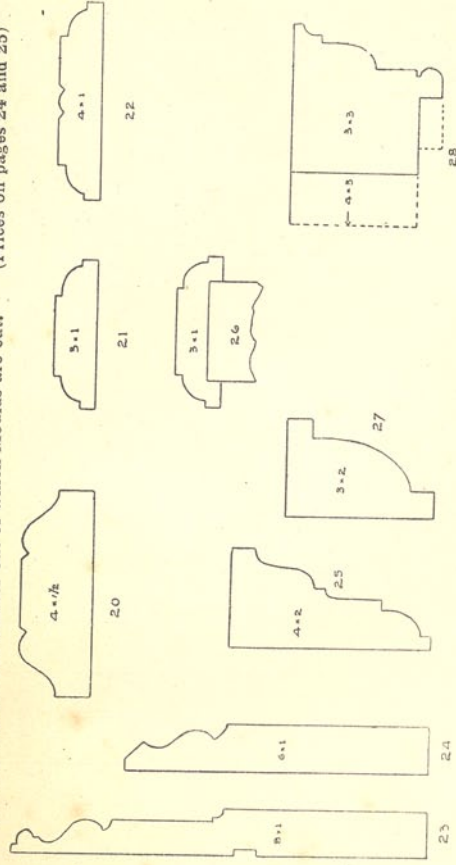
Sizes denote Sizes of Timber out of which Moulds are out. (Prices on pages 24 and 25)



26

STANDARDISED PATTERNS OF SHAPED MOULDINGS

Sizes denote Sizes of Timber out of which Moulds are out. (Prices on pages 24 and 25)

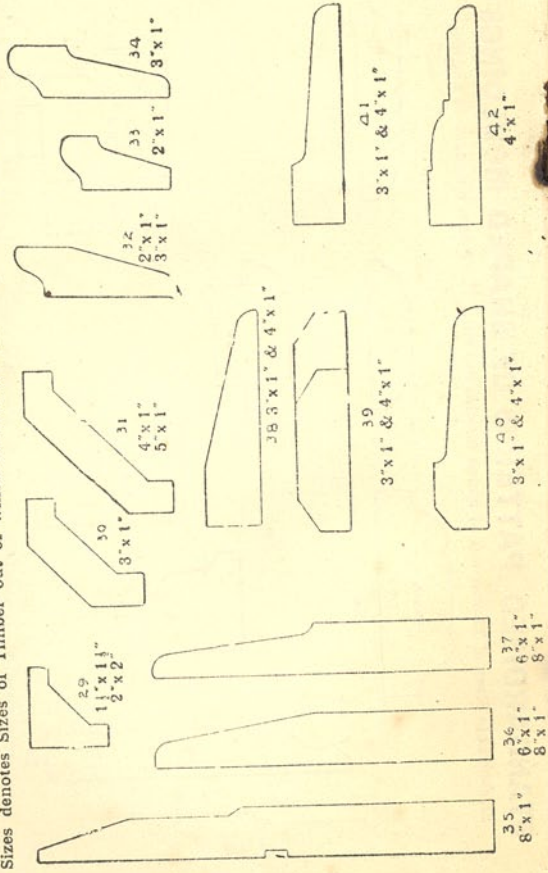


27

STANDARDISED PATTERNS OF BEVELLED MOULDINGS

(Prices on pages 24 and 25)

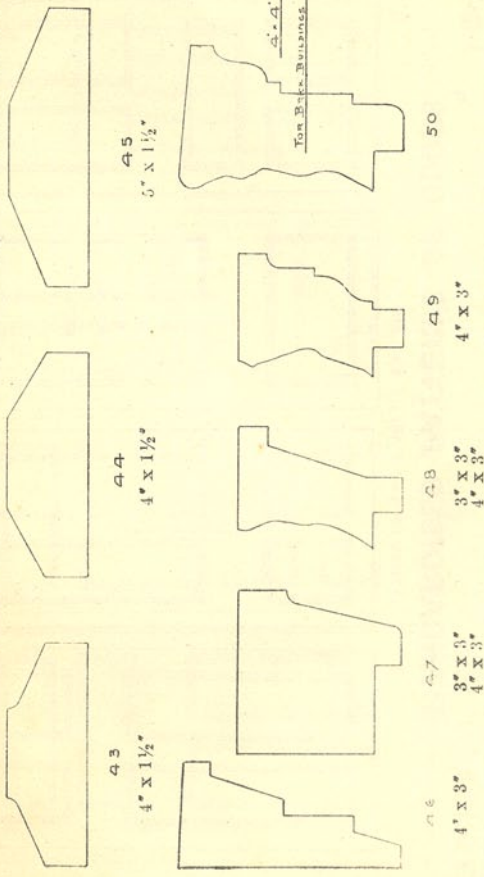
Sizes denote Sizes of Timber out of which Moulds are cut.



STANDARDISED PATTERNS OF BEVELLED MOULDINGS

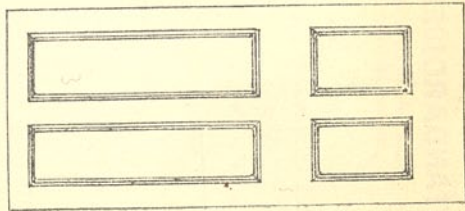
(Prices on pages 24 and 25)

Sizes denote Sizes of Timber out of which Moulds are cut.

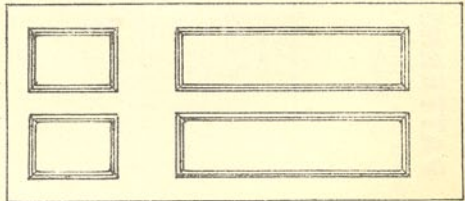


STANDARDISED PATTERNS OF DOORS

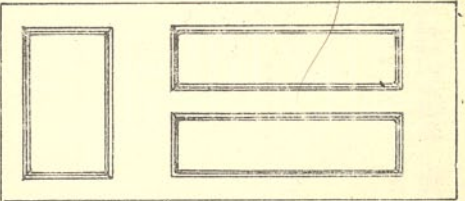
(Prices on pages 18, 19 and 20)



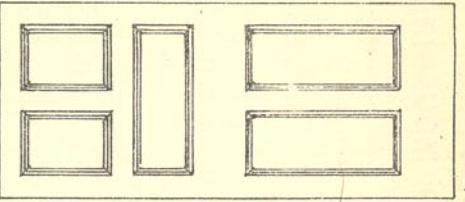
1



2



3

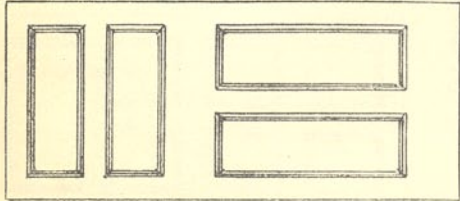


4

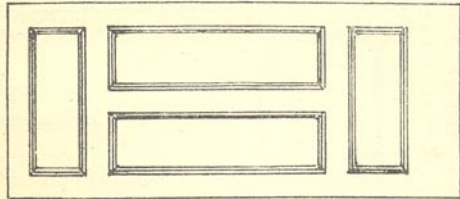
30

STANDARDISED PATTERNS OF DOORS

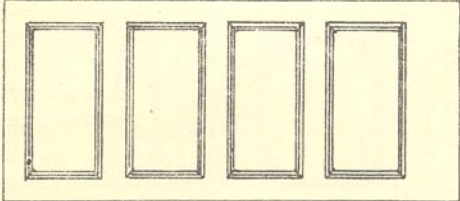
(Prices on pages 18, 19 and 20)



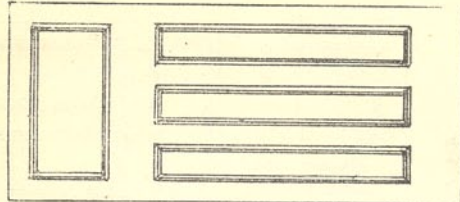
5



6



7

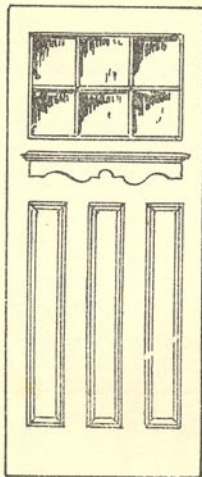


8

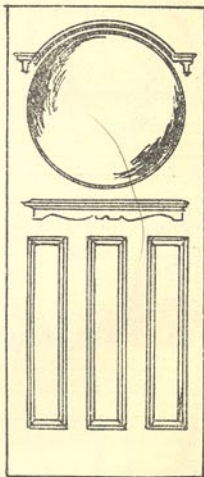
31

STANDARDISED PATTERNS OF DOORS

(Prices on pages 18, 19 and 20)



17




18

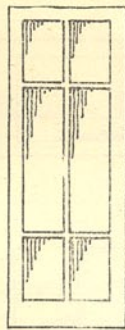
Illustrations of Patterns Nos. 19 to 28 can be seen on application.

USE PATTERN NUMBERS WHEN ORDERING.

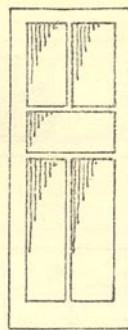
Quotations will be gladly furnished for all classes of Joinery not enumerated in this Price List.



1




2



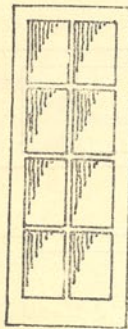
3

STANDARDISED PATTERNS OF CASEMENTS


When ordering state Pattern No.—Prices on pages 21 and 22.



4




5



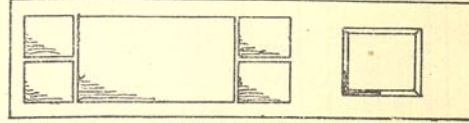
6

STANDARDISED PATTERNS OF FRENCH LIGHTS

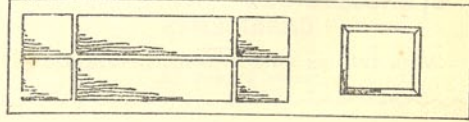
(Prices on pages 20, 21 and 22)



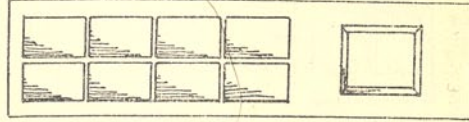
1




2



3



4

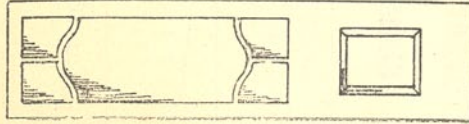


5


36

Standardised Patterns of French Lights and French Casements

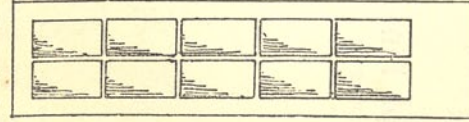
(Prices on pages 20, 21 and 22)



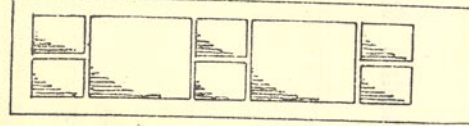
6



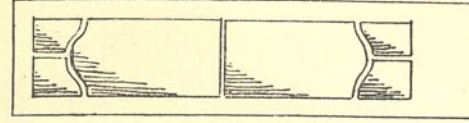
7



8



9



10

37

Standardised Patterns of Pine Verandah Curtains

(Prices on page 23)



1




2



3



4



5



6

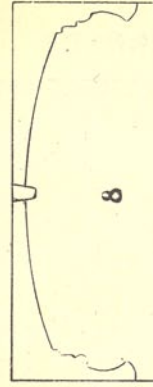
38

Patterns of Pine Verandah Curtains

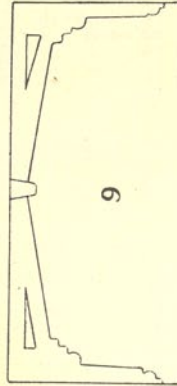
(Prices on page 23)



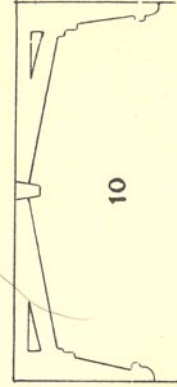
7



8



9



10

39

TURNERY

(STOCK PATTERNS ONLY)

Line No.	—	Length		Size	Pine	H ^w d		Beech	Oak		Quantity
		ft	in			s.	d.		s.	d.	
T 1	T. Top Newel	4	6	3 x 3	..	4	0	each
T 2	" "	4	6	4 x 4	..	5	6	"
T 3	T. Newel Top	3 x 3	..	1	31	6	"
T 4	" "	4 x 4	..	1	61	9	"
T 5	" "	5 x 5	..	2	63	3	"
T 6	" "	6 x 6	..	3	64	6	"
T 7	" "	8 x 8	..	5	67	0	"
T 8	Finials	..	3	6 3 x 3	4	0	..	5	6	..	"
T 9	" "	..	3	6 4 x 4	5	9	..	7	3	..	"
T 10	" "	..	4	6 4 x 4	6	9	..	8	6	..	"
T 11	Verandah Balusters	..	2	10 1 x 1	..	25	0	per 100 p'ces
T 12	" "	..	3	0 1 x 1	..	26	6	"
T 13	" "	..	3	0 1 1/2 x 1 1/2	..	29	6	"
T 14	" "	..	3	0 1 1/2 x 1 1/2	..	32	9	"
T 15	" " 1 x 1	..	8	6	Lin. feet
T 16	G. Balusters (turned tops)	..	3	0 1 x 1	..	1	61	9	each
T 17	" "	..	5	0 1 x 1	..	1	10	2	1	..	"
T 18	" "	..	5	0 1 1/2 x 1 1/2	..	2	0	2	3	..	"
T 19	Table Legs	2	6	2 x 2	5	0	7	6	Set 4
T 20	" "	2 1/2 x 2 1/2	6	6	10	0	"
T 21	" "	3 x 3	8	0	12	0	"
T 22	" "	4 x 4	12	0	20	0	"
T 23	" "	5 x 5	21	0	32	0	"
T 24	" "	6 x 6	30	0	42	6	"

Memoranda

Memoranda

Memoranda

Memoranda

Memoranda

Memoranda

Memoranda

